

2 REGAL



# REGAL BOATS **2024**

COLLECTION

# OUR PROMISE

Dear Regal Family,

It has been over 50 years since our parents had a dream to start a company that would build the best boats in the world. A great deal has changed since that dream became a reality, but what remains steadfast is our family's mission, three generations later, to carry-on their vision and legacy.

The Regal brand continues its growth and adaptation, consistently pushing the envelope with our award-winning products, acknowledged as industry leaders. At the heart of this ongoing innovation and success is a talented group of premier engineers and an amazing team of boat builders, who bring the Regal product to life each day.

As a family-owned company, our core values prioritize the well-being of our team, dealer partners, and valued owners. The entire Regal family forms the very essence of our company. We often say that we're in the people business and we build great boats.

As we look to the future, our mission to enrich life for everyone who steps aboard a Regal, to create cherished memories and new traditions, is stronger than ever. To those already embracing the Regal lifestyle, we extend our gratitude for being a part of our extended family. For those yet to embark on the Regal journey, we invite you to set sail with us and explore the promise of the ultimate boating experience.



Duane Kuck, President & CEO



Tim Kuck, Executive Vice President





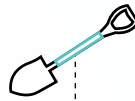
# Regal

## HISTORY

1969

### IT ALL BEGINS

Paul and Carol Kuck, with investors Gene Kandel and Clark Prudhon, open Regal Marine Industries. The first models include a 17-foot tri-hull, 14-foot ski boat and a 21-foot cuddy.



1971

### GROWTH

The company expands to a new, larger facility in Orlando, Florida.



1976

### THE GLOBAL STANDARD

Regal makes its first overseas shipment to Austria. Global expansion begins.



1988

### FIRST YACHT

The Commodore 360 emerges from Regal as the company's very first yacht-class vessel.



1996

### PROVEN INNOVATION

Introduced in 1995, the FasTrac Hull Design wins the International Marine Trades Exhibit & Conference (IMTEC) Innovation Award.

2003

### STABILITY

Regal commits to being a debt-free company. In 2020, Regal remains debt-free.



2006

### MARK OF CONSISTENCY

Regal becomes the first company to receive the J.D. Power and Associates Awards for Highest in Customer Satisfaction with Small Runabouts (16-19 feet) and Express Cruisers (24-33 feet) twice in a row.



2014

### 53 SPORT COUPE UNVEILED

Regal unveils a new flagship, the 53 Sport Coupe, to critical acclaim. Experienced testers give praise to the yacht's combination of technology, luxury and practical amenities, and put it at the head of its class.







2016

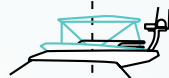
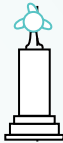
**SURF SERIES**

Thanks to the Surf system, the ultimate custom wave experience is born.

2016

**BOAT OF THE YEAR**

Boating Magazine awarded the Regal 29 OBX as Boat of the Year and stated, "it exceeds almost every measure by which one might judge a bowrider or day boat."



2017

**THE FLY BRIDGE**

Regal introduces the all-new 42 Fly, boasting a spacious flybridge, open air atrium, and the most innovative luxury in nearly 50 years of boating excellence.

2018

**SPORTS ACTIVITY VESSEL**

Enter the all-new 33 SAV, a shift in a new direction that represents the vision of Regal Boats pursuing the ultimate boating experience.



2019

**ACCELERATE**



We look ahead to the next 50 years; to bringing your families and friends together, to creating cherished memories and beginning new traditions.

2021

**THE 42 FXO**

With the addition of the outboard powered 42 FXO, Regal's Power of Choice is now offered throughout our entire yacht series.



2022

**PROVEN SERVICE**

Regal earns its 56th Customer Satisfaction Index Award since 2003.

2023

**EXPANSION**

Regal announces a plant expansion project at its Belle Isle, Florida, headquarters. Paul Kuck, COO, says, "This expansion is future-focused. We're building an 82,000-square-foot, state-of-the-art lamination facility to elevate our operations and create an exceptional work environment for our team."

REGAL ADVANTAGES

# CRAFTS- MANSHIP

WITH INTEGRITY

## OVER 50 YEARS OF PURPOSE- BUILT, LUXURY BOATS

Greatness is a standard that transcends the test of time. While we at Regal have a legacy of customer-centric engineering, we refuse to rest on our laurels. Our eye is firmly fixed on delivering the illustrious combination of innovative design, luxurious quality, and timeless value to our loyal customers. When you buy a Regal, you know every detail of your boat has been carefully considered and masterfully executed.



**WATCH THE 'PEOPLE' VIDEO**



NEW COSTAL PACKAGE



FRENCH STITCHING



IN-MOLD GEL COAT BOOTSTRIPE



ONE-PIECE STAINLESS STEEL BOW RAIL



HAND-WRAPPED DASH



SOLID SURFACE COUNTERTOPS



HAND-CRAFTED CABINETRY



PREMIUM SHOWER DESIGN



316 GRADE STAINLESS HARDWARE



HAND-STITCHED STEERING WHEEL



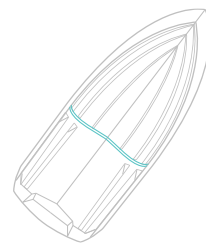
REGAL ADVANTAGES

# LIMITLESS LUXURIES

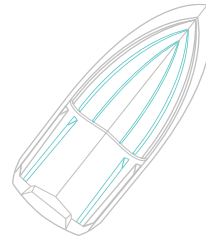
F A S T R A C 

One of Regal's greatest engineering achievements occurred in 1995, the FasTrac hull. This patented and award-winning design has been thoroughly refined, proving its excellence year after year. At the heart of this marine marvel is our full-beam step. When combined with an aerated bottom, friction is dramatically reduced, allowing the boat to glide effortlessly on the cushion of air created between the hull and the water's surface.

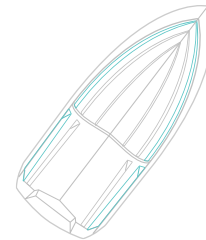
The result is up to 26% faster speeds and 30% better fuel efficiency. On paper, those numbers are impressive. On the water, they're absolutely astounding.



**FULL BEAM STEP**



**DYNAMIC LIFTING STRAKES**



**REVERSED CHINES**

## **EXHILARATING HANDLING:**

The deep V hull, dynamic lifting strakes, and reversed chines provide outstanding handling, even in choppy conditions.

## **30% BETTER FUEL ECONOMY:**

The FasTrac hull allows for smaller engines, providing better fuel efficiency while still outperforming competitors with larger engines.


## **26% FASTER CRUISE SPEEDS:**

Regal's innovative full-beam step is engineered to channel air under the hull, reducing drag and friction, resulting in an unprecedented 26% faster cruising speeds.



# I N F U S I O N

Regal's boast superior strength thanks to our resin infusion process. With an air-tight vacuum seal, we infuse resin deep into the fibers. This technique bonds the stringers at the same time as hull lamination, ensuring no secondary bonding.



# M U L T I - P O S I T I O N   S E A T I N G

Enjoy the UltraLounge in multiple positions with plenty of room for company and uncompromised comfort.





## H A R D T O P

Versatility at the touch of a button. The full-beam, convertible hardtop electrically slides back from the windshield frame to reveal an enormous opening.



CLOSED

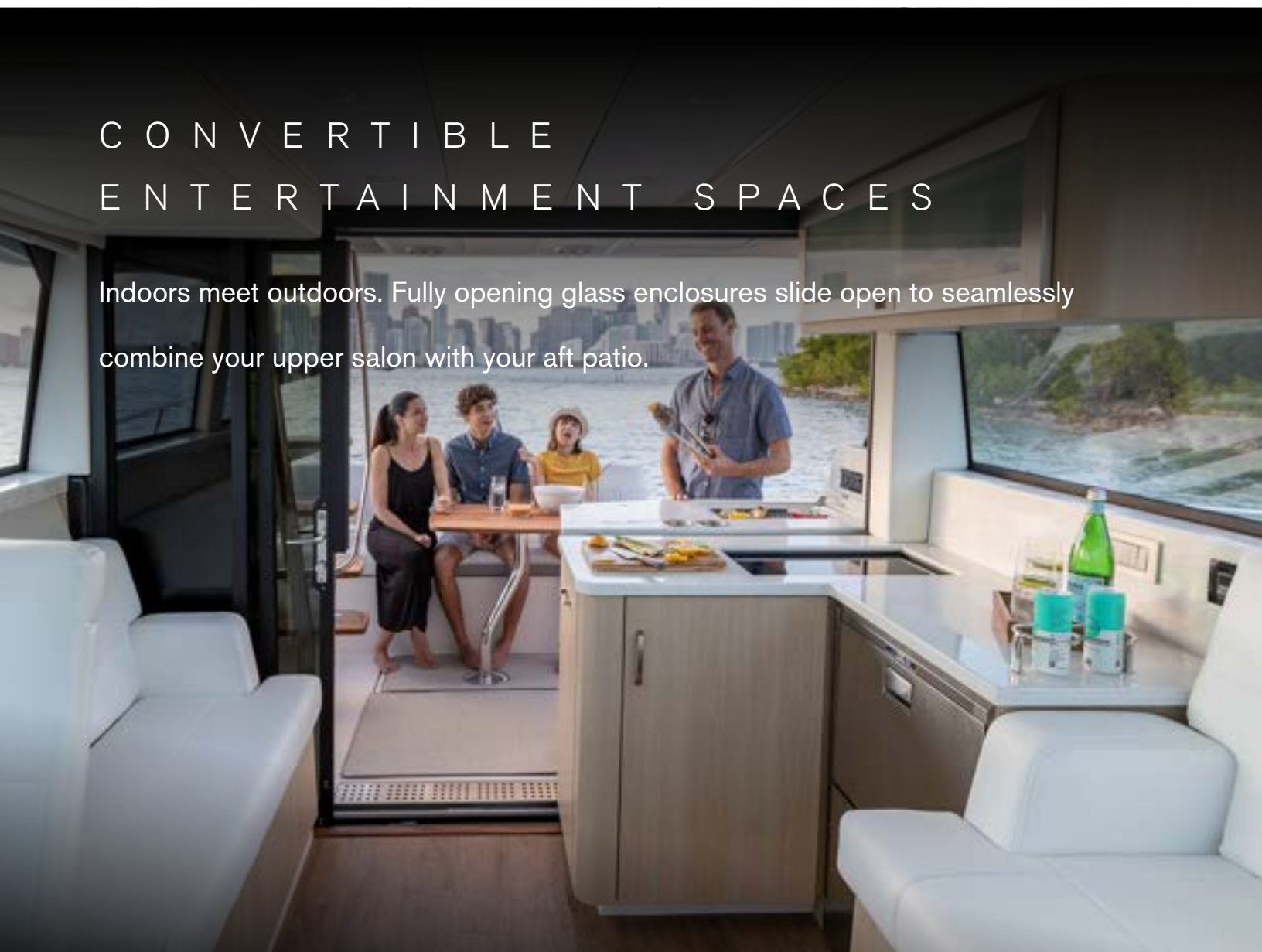


OPEN



## C O N V E R T I B L E E N T E R T A I N M E N T   S P A C E S

Indoors meet outdoors. Fully opening glass enclosures slide open to seamlessly combine your upper salon with your aft patio.

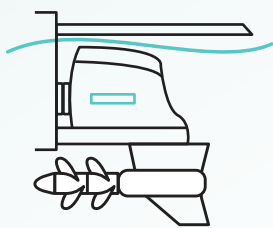




# POWER OF CHOICE

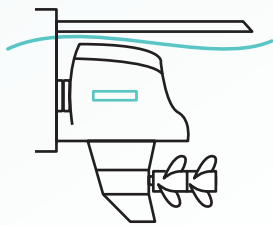
The unique capabilities of surf, sterndrive, or outboard power, allow you to enjoy more activities, reach more destinations, and make more memories. Choose the platform to best fit your needs and taste.

CHOOSE YOUR POWER



### SURF POWER

Uniquely engineered forward-facing counter-rotating props pull the boat through the water rather than pushing it. Forward Drive provides boaters with new, unmatched levels of versatility, enhancing just about every use of the boat, from cruising to performance to all types of water sports.



### STERNDRIVE POWER

Regain your space when choosing sterndrive power. With a clean and open transom you will have easy access to the water, a true win for boaters who feel that land is too dry.

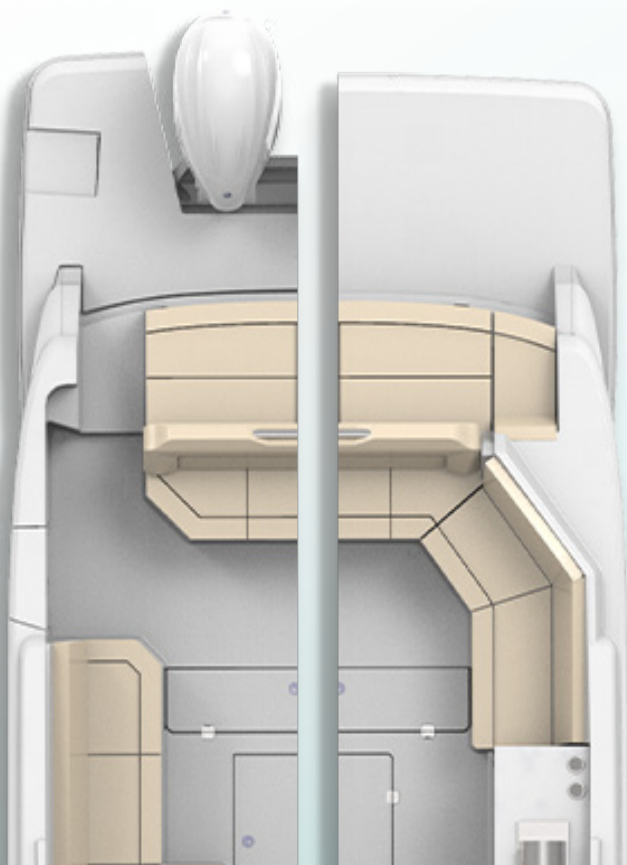


### OUTBOARD POWER

Yamaha outboards provide the freedom to bring the entire family on whatever adventure you embark on. Journey to shallow waters while enjoying the ease of maintenance and additional storage on your Regal outboard.

Like the layout of a Regal model but prefer a different power? When you choose Regal, you get the freedom to match your style with your preferred power.

LX36  
OUTBOARD  
POWER



LS36  
STERNDRIVE  
POWER

REGAL FEATURES AND TECH

# DESIGNED FOR YOU

Enhancing your experience out on the water demands a keen eye for detail and our 50 years of history are filled with examples of customer-centric engineering. Being on board means being together, so our exclusive features have been designed expressly for comfort as well as camaraderie.



**WATCH THE 'DREAMING' VIDEO**





1



2

## 1 LOW-TO-THE-WATER SWIM PLATFORM

A full-beam platform is positioned at the waterline providing smooth boarding. When equipped with outboard power, models feature a swim platform that wraps around the outboards.

## 2 POWERPLATFORM

With the touch of a button, gently submerge the platform for ease of boarding or spending time in the water.





**3 UNRIVALED STORAGE**

Because extra room is essential to adequately equip you and your passengers' comfort, it is included everywhere possible.

**4 DIGITAL SWITCHING**

Take full control of your Garmin systems, including RGBW lighting and Power Platform, whether you're driving or riding.

**5 DUAL SCREEN DISPLAY**

Upgrade your dash and your experience with the dual Garmin displays available at the helm.





6



7



8

## 6 SEAKEEPER

The Seakeeper's active control and ability to optimize gyro torque eliminates 95% of boat roll in all sea conditions so you can enjoy a smoother ride.

## 7 GLASS ENCLOSURE

The glass enclosure doors slide completely open to join the aft patio and upper salon.

## 8 POWER HARDTOP & POWERTOWER

Instantly lower your PowerTower, PowerTower S2, or Power Hardtop at the touch of a button.



SURF SERIES

# REGAL SURF SYSTEM 2.0



Our innovative surf system was meticulously engineered to elevate your thrill to a new level. Sit back and enjoy the view, or drop in to experience our wave. The Surf Tab and Ballast Systems, Volvo Penta Forward Drive, and Volvo's Water Sport Control, work together to help you architect the perfect swell.



**WATCH THE ALL-NEW REGAL  
SURF 2.0 IN ACTION**



**REGAL SURF TAB SYSTEM**

Cut deep and sculpt the perfect wave with adjustable tabs. Coupled with the easy-to-use touch-screen displays, you can dial in the wave of your dreams.



**WATER SPORT CONTROL**

Our innovative touchscreen display allows you to fine-tune your speed by .1 MPH increments, adjust surf tabs, fill the ballasts and more. Once you have your favorite settings dialed in, simply create a rider profile to save everything for next time. All of these features plus navigation and system control combine to create the perfect day time and time again.



**BALLAST SYSTEM**

Customize your wake's length and angle by adjusting the weight of your built-in ballast tanks along side your speed, tabs, and trim for ultimate control of the ultimate ride.



**FORWARD DRIVE**

Volvo Penta's versatile Forward Drive enhances the use of your boat from cruising and performance to ultimate water sports action. This forward-facing drive is placed far under the boat, meaning less exhaust, more comfort, and a smoother water sports experience.



# THE 2000 ES




Available options, color, and materials may have changed.





## **BOLD SPACIOUSNESS**

The Regal 2000 ES, may be one of the smallest in Regal's lineup, but don't be fooled. There's nothing little about it. This boat was tailored to the family who wants to do it all on the water, while still being able to fit it into the budget and into the garage between weekends.



**WATCH THE 2000 ES VIDEO**

# HIGH- LIGHTS



1



2

## 1 **MULTI-POSITION SUNPAD**

The Multi-Position Sunpad is the perfect spot to stretch out and relax.

## 2 **OVERSIZED BOW SEATING**

Enjoy more room to stretch out and soak up the rays.

2







**3 DESIGNATED COOLER STORAGE**

Keep refreshments in arm's reach and ice cold thanks to the ample cooler space on the 2000 ES.

**4 SOCIAL SEATING**

Enjoy the freedom to choose your view. Flip the Social Seat to face forward or aft.

**5 TRANSOM WALK-THRU**

Avoid trampling on your upholstery by lifting the sunpad cushion.





6



**6 ESX PACKAGE**

ESX is a dynamic package featuring extreme sport graphics, color matched upholstery, adrenaline-charged color schemes, and a black windshield header.

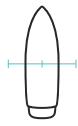




LENGTH

20'

6.1 M



BEAM

8' 6"

2.5 M



DRY WEIGHT

3,400lbs.

1,542 KG



DEADRISE

20°



FUEL CAPACITY

40gal.

151 L



MAX CAPACITY

10

CE 8




**POWER**  
OF CHOICE

EXPLORE THE  
21 OBX

**BUILD YOURS**

# THE 21 OBX



OUTBOARDS EXCLUSIVELY POWERED BY  **YAMAHA**  
Available options, color, and materials may have changed.




## THE ULTIMATE CHOICE

Say goodbye to compromise and take your boating adventures wherever you see fit with the versatile capability of the Regal 21 OBX. Designed with handcrafted luxury and a generously spaced layout, comfortably accommodate family and friends while enjoying innovative features that are sure to take your day on the water to new heights.



**WATCH THE 21 OBX VIDEO**



**WATCH THE 21 OBX WALK-THRU VIDEO**

# HIGHLIGHTS



1



**1 POWERTOWER**  
The convenience of a PowerTower when encountering a tight or enclosed area is beyond compare.







2



3

**2 VERSATILE COCKPIT LAYOUT**

The 21 OBX features Regal's multi-position Social Seat, a transom walk-thru, spacious sunpad, and enough storage space for all of your guests.

**3 LAZARETTE STORAGE**

With this massive storage space, there's no need to be selective when packing for your perfect day on the water.



4



#### 4 **WRAPAROUND SWIM PLATFORM**

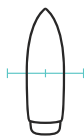
A low-to-the-water in-mold swim platform that allows passengers easy access across the transom and wraps around the motor for spacious room.





LENGTH

21' 1"



BEAM

8' 6"



DRY WEIGHT

3,250lbs.



DEADRISE

20°



FUEL CAPACITY

40gal.



EXPLORE THE  
2000 ES

BUILD YOURS

# THE LS2



Available options, color, and materials may have changed.



## **SPACIOUS ELEGANCE**


With class-leading seating and storage tucked within a sleek profile and FasTrac running surface, the LS2 pulls ahead of the pack literally and figuratively. The world is your playground, and the LS2 gives you the room to play.



**WATCH THE LS2 VIDEO**

LS 2

# HIGHLIGHTS



## 1 **HANDCRAFTED UPHOLSTERY**

The Regal LS line boasts unmatched craftsmanship in the details and unrivaled comfort to match.

## 2 **EDGE-TO-EDGE SEATING**

The cockpit of the LS2 has been designed to provide a wider interior beam for more seating and more storage.

1

2







3



4

**3 AVAILABLE DUAL SCREEN  
DISPLAY**

Upgrade your dash and your experience with the dual Garmin displays available at the helm.

**4 SINGLE-PIECE CURVED  
WINDSHIELD**

When you buy a Regal, you know you are buying an un-compromised product. Regals feature a stylish one-piece windshield.



5



6

## 5 BOW STORAGE

With ample storage in the bow, you can bring whatever you need for an unforgettable day on the water.

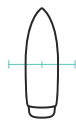
## 6 SOCIAL SEATING

Face forward and enjoy a view of whats ahead or simply flip your seat to face aft and chat with friends.





LENGTH  
**22' 4"**  
6.8 M



BEAM  
**8' 6"**  
2.5 M



LS2 DRY WEIGHT  
**3,800lbs.**  
1,724 KG



DEADRISE  
**21°**



FUEL CAPACITY  
**56gal.**  
212 L



MAX CAPACITY  
**12**

7

## RUMBLE SEATS

With a flip of the hidden backrest, the Rumble Seating at the transom allows for an up close view of fun on the water.



EXPLORE THE  
**LS2 SURF  
LX2**

**BUILD YOURS**



# THE LS2 SURF



Available options, color, and materials may have changed.




## OUT FOR MORE

Upgrade and rethink your wake with the Regal LS2 Surf. Designed to give water sports enthusiasts a ride of a lifetime – every time. Treat yourself to Regal's exceptional luxury that allows you a smooth ride, and enjoy versatility and capability letting you experience the thrill for endless days out on the water.




**WATCH THE ALLIANCE WAKE REVIEW VIDEO**



**WATCH THE LS2 SURF VIDEO**

LS2 SURF

# HIGH- LIGHTS



## 1 **SURF SYSTEM**

The Regal Surf System combines wave shaping tabs, 1,800 pounds of ballast, Volvo's Forward Drive and intuitive displays for a fun-filled wave.

## 2 **WATER SPORTS DISPLAY**

The entire surf and navigation, system controls are all in one place. Choose your speed, fill your ballasts, pick a wave direction, and get the music ready with just a few taps on our touchscreen displays.

1

2







**3 SOCIAL TRANSOM**

The LS2 Surf features a social-focused transom with Dual Rumble Seats and a low-to-the-water swim platform perfect for easily getting in and out of the water.

**4 POWERTOWER S2**

The Regal PowerTower S2 features all of the same benefits as the original PowerTower but with a sportier look.

**5 LED INDICATORS**

These versatile lights can also be used as brake lights for trailering.

4



5



**4 FASTRAC HULL DESIGN**

Our signature stepped hull propels you up to 26% faster with up to 30% better fuel efficiency.

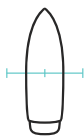
**5 LOW-TO-THE-WATER SWIM PLATFORM**

The LS2 Surf's swim platform makes getting in and out of the water easy for all of your guests on board.





LENGTH  
22' 4"



BEAM  
8' 6"



LS2 SURF DRY WEIGHT  
3,800lbs.



DEADRISE  
21°



FUEL CAPACITY  
56gal.

6

## VOLVO FORWARD DRIVE

Uniquely engineered with forward-facing counter-rotating props that pull the boat through the water rather than pushing it, Forward Drive gives our surf series new found levels of versatility, flexibility and comfort.




**POWER**  
OF CHOICE

EXPLORE THE  
LX2  
LS2

**BUILD YOURS**

# THE LX2




OUTBOARDS EXCLUSIVELY POWERED BY  **YAMAHA**  
Available options, color, and materials may have changed.





## A RESILIENT TRAILBLAZER

The LX2 is an outboard-powered bowrider that brings the striking lines, spacious storage, and meticulous craftsmanship through the LX series and into a 24' package. How does it handle? Incredibly – thanks to the FasTrac hull optimized for outboard power. Is it versatile? Very – thanks to multi-position seating, lowering PowerTower S2, and low-to-the-water swim platform. It's a real game-changer.



**WATCH THE LX2 VIDEO**

# HIGHLIGHTS



## 1 **OPTIMIZED FOR OUTBOARD POWER**

The LX2 was designed and optimized for outboard power ensuring the best performance possible.

## 2 **POWERTOWER S2**

The Regal PowerTower S2 features all of the same benefits as the original PowerTower but with a sportier look.



2







3

**3 WIDE BOW SEATING**


Keep all of your guests comfortable with spacious seating at the bow.



4

**4 EXTENSIVE STORAGE**

With plenty of room to spare you'll be able to pack for all of your guests and any activity.



5

**5 CENTERLINE WALK-THRU**

Travel from the cockpit to the swim platform with ease thanks to the single level centerline walk-thru.



6



7



## 6 **VERSATILE TRANSOM SEATING**

Lay back and lounge on the water or sit up and never miss a moment of the fun with the multi-position transom seating.

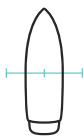
## 7 **EDGE-TO-EDGE SEATING**

The cockpit of the LX2 has been designed to provide a wider interior beam for more seating and more storage.





LENGTH  
22' 9"



BEAM  
8' 6"



LS2 SURF DRY WEIGHT  
3,800lbs.



DEADRISE  
21°



FUEL CAPACITY  
56gal.



EXPLORE THE  
LS2 SURF  
LS2

BUILD YOURS

# THE LS4




Available options, color, and materials may have changed.



## REFINED COMFORT

Making a statement without subtlety, the LS4 delivers outstanding performance matched with elevated style. This 24-foot bowrider is thoughtfully crafted with means of ultimate versatility without compromising your space or comfort. With innovation and Regal luxury integrated into every element of its design, the LS4 is nothing short of exceptional.



**WATCH THE LS4 VIDEO**

LS4

# HIGHLIGHTS



1




## 1 **HAND CRAFTED INTUITIVE HELM**

Hand-wrapped, hand-stitched vinyl meets sleek metals to please the hand and eye.

## 2 **BOW THRUSTER**

Enhance maneuverability and docking ease with the LS4's optional bow thruster. Effortlessly navigate tight spaces and enjoy precise control, ensuring stress-free docking every time.

2







### 3 **EDGE-TO-EDGE SEATING**

This advantageous cockpit layout provides more storage, more seating space, and a wider interior beam when compared to similar sized models.

### 4 **SOCIAL SEATING**

Flip the back rest of the Social Seating forward to lounge back in the cockpit.

### 5 **DUAL ULTRALOUGES**

UltraLounge seating yields up to four unique lounging configurations to enhance your activities and relaxation on the water.



LS 4

6a

## 6 TOWER OPTIONS

### a **POWERTOWER**

Low bridges, high and dry storage, boathouses, and towing are all taken care of with just the push of a button, thanks to our innovative PowerTower.

### b **POWERTOWER S2**

The all-new PowerTower S2 adds a sportier look and feel, but keeps the same great features of the original PowerTower.

### c **POWER HARDTOP**

Easily lower the powered hardtop to enjoy the best of both worlds: Fun in the summer sun and cool, shaded protection.

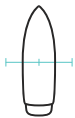
6b

6c





LENGTH  
**24' 5"**  
7.4 M



BEAM  
**8' 6"**  
2.5 M



LS4 DRY WEIGHT  
**4,550lbs.**  
2,063 KG



DEADRISE  
**21°**



FUEL CAPACITY  
**56gal.**  
212 L



MAX CAPACITY  
**13**



FRESH WATER  
**18gal.**  
45.4 L

7

## BEAUTIFULLY SCULPTED BODY LINES

Incredible styling. Incredible spaciousness. Incredible comfort.



EXPLORE THE  
**LX4  
LS4 SURF**

**BUILD YOURS**



# THE LS4 SURF



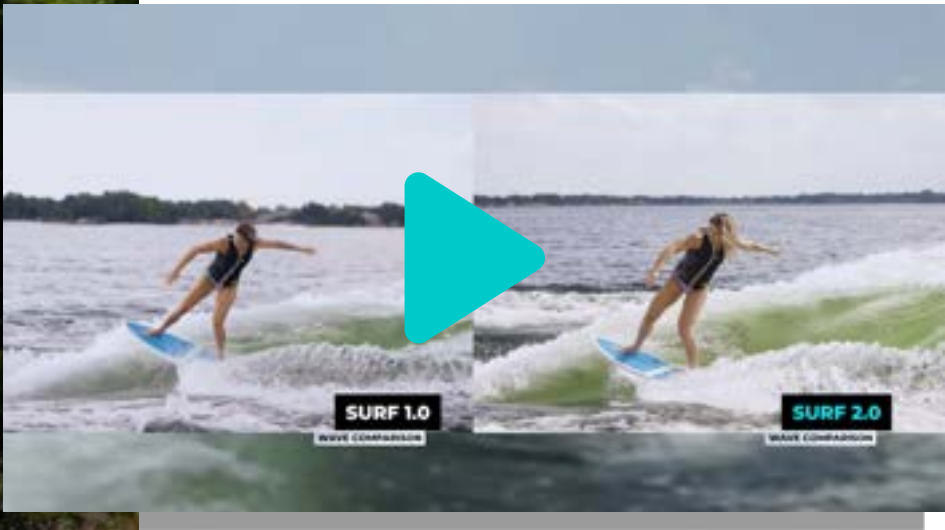
Available options, color, and materials may have changed.





**POWERFUL POTENTIAL**

The LS4 Surf harnesses the power and potential of cutting-edge technology to deliver exceptional performance with every wave. With a newly improved and innovative surf system, you have the ability to adjust speed, trim, ballast at your fingertips while enjoying luxury, versatility, and function in every element of its design.



**WATCH THE SURF SYSTEM 2.0 VIDEO**



**WATCH THE LS4 SURF VIDEO**



## HIGHLIGHTS

**1 VERSATILE WAVE**

Thanks to Regal's hull design and surf system, the LS4 Surf pumps out a customizable wave with great push, perfect for surfing or waterboarding.

**2 SURF SYSTEM 2.0**

Now with deeper waves, 2,000 pounds of ballast, a quicker and quieter ballast pump system, Volvo's Forward Drive and Water Sport Control, the Regal 2.0 Surf System ensures the ultimate wave.

1


2







3



4



5

### 3 **DUAL 9" SCREEN DISPLAYS**

The entire Surf System, navigation, system controls are all in one place. Choose your speed, fill your ballasts, pick a wave direction, and get the music ready with just a few taps on our touchscreen displays.

### 4 **STEREO PERFORMANCE PACKAGE**

Surfing or hanging out with friends and family are better with great music playing. That's why we offer a High Performance Stereo Package to ensure each day is as great as it can be.

### 5 **LED INDICATORS**

These versatile lights can also be used as brake lights for trailering.



LS4 SURF



6a

## 6 TOWER OPTIONS

### a **POWERTOWER S2**

The all-new PowerTower S2 adds a sportier look and feel, but keeps the same great features of the original PowerTower.

### b **POWER HARDTOP**

Easily lower the powered hardtop to enjoy the best of both worlds: Fun in the summer sun and cool, shaded protection.



6b

## 7 BIMINI SURF SLEEVE

The New Bimini sleeve is a necessary addition that keeps those nice boards tucked away safe.



7

## 8 SOCIAL SEATING

Lounge back in the social seats to comfortably enjoy the show behind the boat.

## 9 EDGE-TO-EDGE SEATING

A completely reimagined and redesigned cockpit layout to provide 31% more storage capacity, 11% more seating space, and a six inch wider interior beam.



8

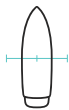




LENGTH

24' 5"

7.4 M



BEAM

8' 6"

2.5 M



LS4 DRY WEIGHT

4,550lbs.

2,063 KG



DEADRISE

21°



FUEL CAPACITY

56gal.

212 L



MAX CAPACITY

13



FRESH WATER

18gal.

45.4 L



WASTE TANK

12gal.

68 L



9




**POWER**  
OF CHOICE

EXPLORE THE  
LX4  
LS4

**BUILD YOURS**

# THE LX4




OUTBOARDS EXCLUSIVELY POWERED BY  **YAMAHA**  
Available options, color, and materials may have changed.





## **OPTIMIZED EXCELLENCE**

Optimized for incredible performance, functionality, and luxury, the LX4 doesn't compromise. Brilliantly designed, this 24-foot outboard-powered bowrider uses every available inch to increase seating and storage space. Add standard Slide-Away Seating, deep lazarette storage, and a wide interior beam, the LX4 shines excellence.



**WATCH THE LX4 VIDEO**

# HIGH- LIGHTS



## 1 **WRAPAROUND SWIM PLATFORM**

The wraparound swim platform makes it a breeze to jump in and out of the water, or sit and dip your toes in.

## 2 **SOCIAL SEATING**

Change your point of view with ease thanks to the social seat, simply slide the backrest to face forward or aft.








3



4



5

### 3 **SLIDE AWAY SEATING**

An innovative feature on a 24' package, the Slide-Away Seating allows you to create nearly a foot of extra space in the cockpit or at the swim platform with the touch of a button.

### 4 **LAZARETTE STORAGE**

Lift up the UltraLounges to reveal the large lazarette storage, with enough room to hold whatever you need for a day on the water.

### 5 **OPTIMIZED FOR OUTBOARD POWER**

Every inch has been meticulously thought through to provide more storage, more seating, more comfort, and optimal performance.



LX 4

6

## 6 HEAD

This spacious head gives you the comfort and peace of mind you deserve while out on the water.

## 7 DUAL ULTRALOUNGES

Two four-position UltraLounges provide versatility and comfort for your day on the water.

## 8 EDGE-TO-EDGE SEATING

The LX4 features a wide interior beam for maximum seating and storage.

7

8

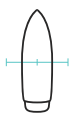




LENGTH

24' 4"

7.4 M



BEAM

8' 6"

2.5 M



DRY WEIGHT

4,400lbs.

2,081 KG



DEADRISE

21°



FUEL CAPACITY

74gal.

280 L



MAX CAPACITY

13

## 9 UNDERWATER LIGHTING

Light up the night with the blue underwater lighting on the LX4.



**POWER**  
OF CHOICE

EXPLORE THE  
LS4  
LS4 SURF

**BUILD YOURS**

# THE LS4C



Available options, color, and materials may have changed.





## **EXTEND YOUR WEEKEND**

Every weekend comes with a new opportunity for adventure. Elevate your journey to the next level with the LS4C. Along with sporty yet sophisticated style, the expansive and luxurious layout of the LS4C offers comfort, versatility, and convenience both on the deck and in the cabin below.

**BUILD YOURS**

**FIND YOURS**

# HIGHLIGHTS



## 1 **ULTRALOUNGE**

Lay back the backrest of the multi-position UltraLounge to catch some rays at the transom.

## 2 **SPACIOUS COCKPIT LAYOUT**

The LS4C cockpit layout was thoughtfully designed for maximum space, featuring an incredible sunlounge.








3



4



5

### 3 **FOREDECK SUNPAD**

The available foredeck sunpad is a perfect place to hang out and enjoy the view.

### 4 **COCKPIT REFRESHMENT CENTER**

Enjoy convenient access to a sink and a cup holder in the cockpit.

### 5 **SOCIAL SEATING**

The multi-position backrest converts from a cockpit lounge to a bucket seat big enough to share.



**6 DUAL ACCESS HEAD**

Access the head compartment from either the cockpit or the cabin with two separate entrances.


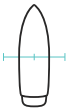






**7 FUSION STEREO**

The cockpit features Fusion's newest touchscreen marine stereo control pad with built-in Wi-Fi for an elevated entertainment experience.

**8 SPACIOUS CABIN**

Designed for comfort, the cabin of the LS4C is the perfect place to relax after a long day out on the water.



|  |  |   |   |  |  |  |  |
|--|--|---|---|--|--|--|--|
|  |  |  |  |  |  |  |  |
| LENGTH   | BEAM   | DRY WEIGHT  | DEADRISE  | FUEL CAPACITY  | MAX CAPACITY   | FRESH WATER  | WASTE TANK   |
| 24' 5"   | 8' 6"  | 4,900lbs.   | 22°   | 56gal.   | 7  | 15gal.   | 11gal.   |
| 7.4 M  | 2.5 M  | 2,131 KG  |   | 212 L  |  | 76 L   | 68 L   |



9

**FASTRAC HULL DESIGN**  
 The innovative Regal FasTrac hull design reduces drag and friction on the water, while increasing fuel economy.

FIND YOURS

BUILD YOURS

\*Available options, colors, and materials may have changed

# THE LS6




Available options, color, and materials may have changed.



## **SEIZE THE DAY**

Capable of offering both luxurious leisure and thrilling adventure, the LS6 is the ultimate balance of beauty, innovation, and versatility. Kick back in the bow, spend time with your company in the cockpit – or at the transom, and enjoy innovative and thoughtful features that will bring your day to the next level.



**WATCH THE LS6 VIDEO**

# HIGHLIGHTS



## 1 **PREMIUM CRAFTSMANSHIP**

The Regal LS6 boasts unmatched craftsmanship in the details and unrivaled comfort to match.

## 2 **EDGE-TO-EDGE SEATING**

The cockpit has been completely reimagined to provide a six-inch wider interior beam, 15% more seating space, 17% more storage when compared to similar-sized models.



1



2





**3 VERSATILE TRANSOM**

The LS6 features the most versatile transom in its class with not only dual multi-position UltraLounges and a low-to-the-water swim platform, but also two fold-away rumble seats.

**4 DOUBLE WIDE SOCIAL SEATS**

The multi-position seat converts from a cockpit lounge to a forward facing seat big enough to share with just a flip of the backrest.

**5 INTUITIVE DISPLAYS**

Stay connected and in control with the Dual 9" displays. Access navigation systems, entertainment features, and advanced monitoring at your fingertips.



6



7

6 **TOWER OPTIONS**

- **POWERTOWER (shown)**  
Low bridges, high and dry storage, boathouses, and towing are all taken care of with just the push of a button, thanks to our innovative PowerTower.
- **POWERTOWER S2**  
The all-new PowerTower S2 adds a sportier look and feel, but keeps the same great features of the original PowerTower.
- **POWER HARDTOP**  
Easily lower the powered hardtop to enjoy the best of both worlds: Fun in the summer sun and cool, shaded protection.

- 7 **HEAD**  
Enjoy peace of mind when you're out on the water thanks to the versatile head.

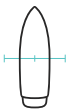




LENGTH

26' 4"

8.33 M



BEAM

8' 6"

2.5 M



DRY WEIGHT

5,100lbs.

2,313 KG



DEADRISE

21°



FUEL CAPACITY

75gal.

348 L



MAX CAPACITY

Yacht Cert.

CE 10



FRESH WATER

15gal.

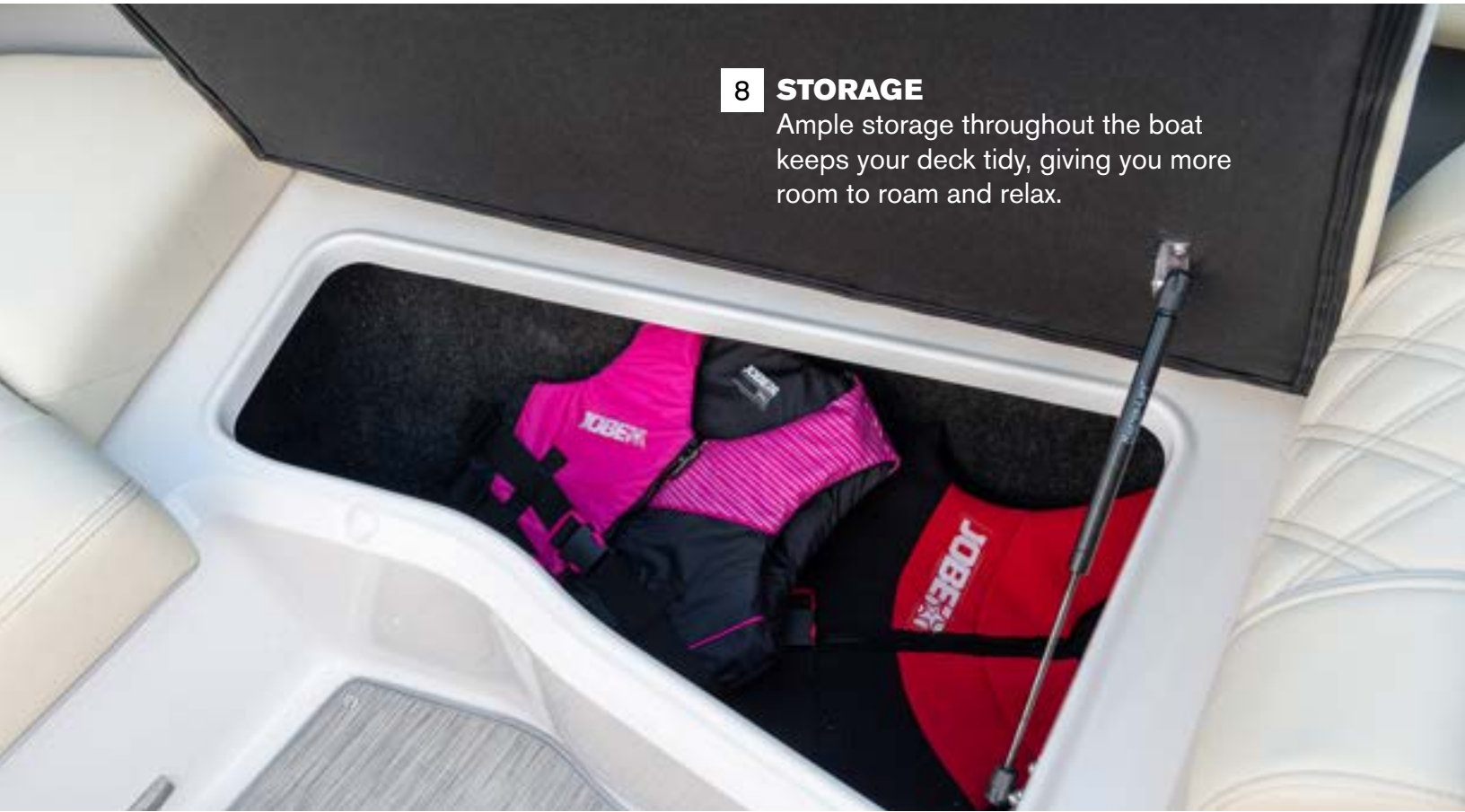
61 L



WASTE TANK

11gal.

68 L



## 8 STORAGE

Ample storage throughout the boat keeps your deck tidy, giving you more room to roam and relax.



**POWER**  
OF CHOICE

EXPLORE THE  
LX6  
LS6 SURF

**BUILD YOURS**

# THE LS6 SURF




Available options, color, and materials may have changed.





**CRAFTED FOR EXCITEMENT**

Enjoy the thrill of an endless wave or relax on calm waters with the LS6 Surf. The Regal Surf System helps you craft the perfect wave that best suits your needs. The innovative and versatile design is sure to deliver remarkable performance every time.



**WATCH THE LS6 SURF VIDEO**




**WATCH THE LS6 SURF BOATING  
MAGAZINE REVIEW**



LS6 SURF

# HIGHLIGHTS



## 1 **SURF SYSTEM 2.0**

Now with deeper waves, 2,000 pounds of ballast, a quicker and quieter ballast pump system, Volvo's Forward Drive and Water Sport Control, the Regal 2.0 Surf System ensures the ultimate wave.

## 2 **WAVE**


Thanks to Regal's hull design and surf system, the LS6 Surf pumps out a tall and long wave with great push, perfect for surfing or waterboarding.

1

2







### 3 **VERSATILITY AND COMFORT**

Unlike traditional surf boats, Regal's provide the ability to not only surf but also comfortably cruise in chop, reverse in both directions, and hang out at the sandbar.

### 4 **VOLVO FORWARD DRIVE**

Uniquely engineered with forward-facing counter-rotating props that pull the boat through the water rather than pushing it, Forward Drive gives our surf series new found levels of versatility, flexibility and comfort.

### 5 **WATERSPORTS DISPLAY**

Fine-tune your speed, adjust surf tabs, fill the ballasts and more, all customizable and easy to save so you can have the perfect day time and time again.





6



6 **TOWER OPTIONS**

- **POWERTOWER S2**  
The all-new PowerTower S2 adds a sportier look and feel, but keeps the same great features of the original PowerTower. Comes in black or white.
- **POWER HARDTOP (shown)**  
Easily lower the powered hardtop to enjoy the best of both worlds: Fun in the summer sun and cool, shaded protection.





7

**7 EDGE-TO-EDGE SEATING**

The LS6 features the most versatile transom in its class with not only dual multi-position UltraLounges and a low-to-the-water swim platform, but also two fold-away rumble seats.



8

**8 LOW-TO-THE-WATER SWIM PLATFORM**

With the swim platform so low to the water, your next set is barely a step away.





9

**9 BOW SEATING**

The spacious bow will quickly become your passengers' favorite spot to enjoy the ride.



10

**10 HEAD**

Enjoy peace of mind when you're out on the water thanks to the versatile head.

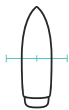




LENGTH

26' 4"

8 M



BEAM

8' 6"

2.5 M



LS6 SURF DRY WEIGHT

5,350lbs.

2,417 KG



DEADRISE

21°



FUEL CAPACITY

74gal.

276 L



MAX CAPACITY

Yacht Cert.

CE 10



FRESH WATER

15gal.

61 L



WASTE TANK

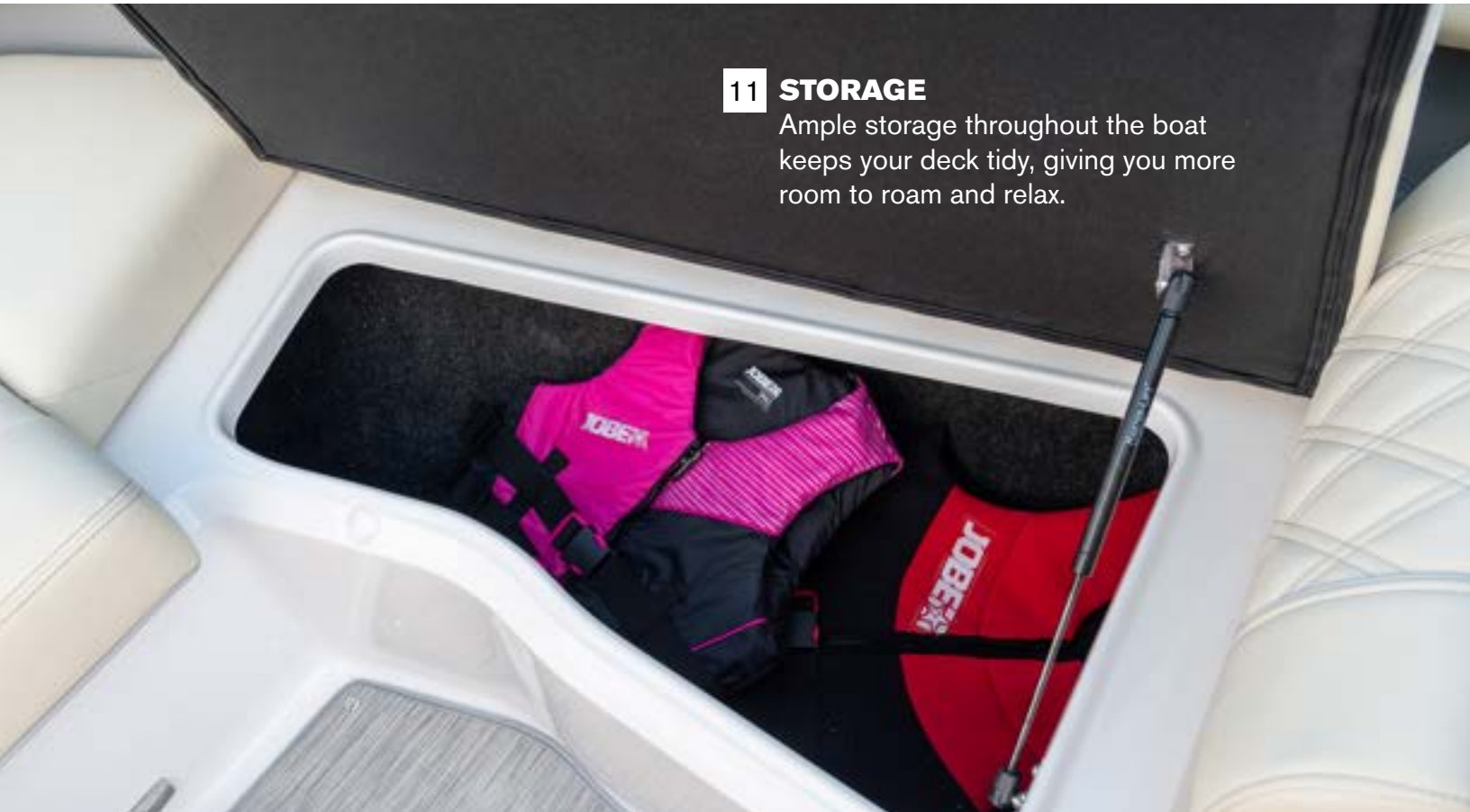
11gal.

68 L

11

## STORAGE

Ample storage throughout the boat keeps your deck tidy, giving you more room to roam and relax.




**POWER**  
OF CHOICE

EXPLORE THE  
LX6  
LS6

**BUILD YOURS**

# THE LX6




OUTBOARDS EXCLUSIVELY POWERED BY  **YAMAHA**  
Available options, color, and materials may have changed.



## **ADVENTURE WITH ELEGANCE**

Get ready to begin your next adventure with elegance. On the LX6, hand-crafted upholstery, cavernous storage, and innovative features combine on an optimized platform for an unrivaled ride.



**WATCH THE LX6 BOATING MAGAZINE REVIEW**

# HIGHLIGHTS



## 1 BOW THRUSTER

Maneuver with confidence and precision using the LX6's Bow Thruster. Effortlessly control your boat's movement, making docking and navigating tight spaces a breeze.

## 2 DUAL ULTRALOUNGES

Two UltraLounges allow you to sit or lounge in multiple positions for ultimate relaxation.

1

2







3



4

### 3 **SLIDE-AWAY SEATING**

With the press of a button, slide the Dual UltraLounges and center walk-thru forward or back for more space at the swim platform or in the cockpit.

### 4 **LAZARETTE STORAGE**

Thanks to the extra space provided by the outboard engine. The LX6 features a massive lazarette storage space.



5



## 5 TOWER OPTIONS

### - **POWERTOWER**

Low bridges, high and dry storage, boathouses, and towing are all taken care of with just the push of a button, thanks to our innovative PowerTower.

### - **POWERTOWER S2**

The all-new PowerTower S2 adds a sportier look and feel, but keeps the same great features of the original PowerTower.

### - **POWER HARDTOP (shown)**

Easily lower the powered hardtop to enjoy the best of both worlds: Fun in the summer sun and cool, shaded protection.






6



## 6 **SOCIAL SEATING**

Flip the back rest of the Social Seating forward to lounge back in the cockpit.



7

## 7 **STORAGE**

Ample storage throughout the boat keeps your deck tidy, giving you more room to roam and relax.

LX6

8



**8 LIGHTING PACKAGE**

Add the lighting package to your LX6 and enjoy a night cruise with blue cockpit LED lighting.



**9 HEAD**

Enjoy peace of mind when you're out on the water thanks to the versatile head.

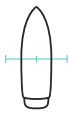




LENGTH

26' 3"

8 M



BEAM

8' 6"

2.5 M



LX6 DRY WEIGHT

5,100lbs.

2,417 KG



DEADRISE

21°



FUEL CAPACITY

95gal.

276 L



MAX CAPACITY

Yacht Cert.

CE 10



FRESH WATER

15gal.

61 L



WASTE TANK

11gal.

68 L



## 10 BOW SEATING

The spacious bow will quickly become your passengers' favorite spot to enjoy the ride.



**POWER**  
OF CHOICE

EXPLORE THE  
LS6  
LS6 SURF

**BUILD YOURS**




# THE LS9




Available options, color, and materials may have changed.





## MEMORY CRAFTER

Engineered for an amazing day boating experience, the LS9 is perfect for creating lasting memories with friends and family. With its premium craftsmanship and thoughtful design, it offers limitless comfort and industry-leading standard and upgradable tech, making it easier than ever to reach more destinations.



**WATCH THE LS9 VIDEO**

# HIGH- LIGHTS



## 1 **FASTRAC HULL**

Our signature hull propels you up to 26% faster with up to 30% better fuel efficiency.

## 2 **RGBW LIGHTING**

With the optional RGBW Lighting you can have your lighting match your mood when you're going for a night ride.







3 **VERSATILITY AND COMFORT**

Edge-To-Edge Seating, multi-density foams, angled backrests, and more allow for maximum usage and comfort in the cockpit.

4 **COMPANION SCREEN & DIGITAL SWITCHING**

Whether at the helm or as the co-captain, you have full control of your Garmin systems, audio, digital switching, and more. So setting your RGBW lighting, lowering your Power Platform, and a variety of tools are right at your fingertips as the driver or passenger.

5 **DUAL 12" GLASS COCKPIT WATER SPORT DISPLAYS**

Standard 12" displays with digital switching and the seamless Garmin suite raises the bar to a new level on the LS9.





6 **STANDARD POWER  
HARDTOP**

Inclement weather or low bridges? No problem. Quickly and easily adjust the latches and tap a button on your displays, and the Power Hardtop lowers with enough room for you to sit comfortably underneath.



7 **STANDARD POWER  
PLATFORM**

Enjoying the water has never been easier than with the Power Platform that lowers and raises with the touch of a button.





8



9

**8 LOW-TO-THE-WATER  
SWIM PLATFORM**

With the swim platform so low to the water, your next set is barely a step away.

**9 EDGE-TO-EDGE SEATING**

The LS9 features the most versatile transom in its class with not only dual multi-position UltraLounges and a low-to-the-water swim platform, but also two fold-away rumble seats.





9

**9 BOW SEATING**

The spacious bow will quickly become your passengers' favorite spot to enjoy the ride.



10

**10 HEAD**

Enjoy peace of mind when you're out on the water thanks to the versatile head.

**11 SANDBARSUBS**

Hidden subwoofer technology is designed to complement the powerful JL Audio tower speaker systems on boats. Emitting low-frequency audio at the boat's wake zone, SandbarSubs transforms the music listening experience for those being towed or surfing behind the boat.

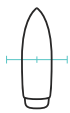
**12 STORAGE**

Ample storage throughout the boat keeps your deck tidy, giving you more room to roam and relax.





LENGTH  
29'



BEAM  
9'



LS9 SURF DRY WEIGHT  
7,600lbs.



DEADRISE  
19°



FUEL CAPACITY  
108gal.



MAX CAPACITY  
Yacht Cert.



FRESH WATER  
15gal.



WASTE TANK  
11gal.



**POWER**  
OF CHOICE | EXPLORE THE  
LS9 SURF

**BUILD YOURS**



# THE LS9 SURF



Available options, color, and materials may have changed.





## **DREAM BIG. SURF BIGGER.**

The LS9 Surf is designed for maximum surf performance, boasting an extensive range of standard features and cutting-edge technology. Its ergonomic layout and design ensure a comfortable ride, making it the ideal choice for surfers seeking the ultimate wake-surfing experience. The LS9 Surf is perfect for creating unforgettable moments on the water.



**WATCH THE LS9 SURF VIDEO**



**WATCH THE LS9 SURF BOATING  
MAGAZINE REVIEW**



## HIGHLIGHTS

**1 SURF SYSTEM**

Now with deeper waves, 2,500 pounds of ballast, a quicker and quieter ballast pump system, Volvo's Forward Drive and Water Sport Control, the Regal Surf System ensures the ultimate wave.

**2 WAVE**

Thanks to Regal's hull design and surf system, the LS9 Surf pumps out a tall and long wave with great push, perfect for surfing or waterboarding.







3



4



5

### 3 **VERSATILITY AND COMFORT**

Unlike traditional surf boats, Regal's provide the ability to not only surf but also comfortably cruise in chop, reverse in both directions, and hang out at the sandbar.

### 4 **COMPANION SCREEN & DIGITAL SWITCHING**

Whether at the helm or as the co-captain, you have full control of your Garmin systems, audio, digital switching, and more. So setting your RGBW lighting, lowering your Power Platform, and a variety of tools are right at your fingertips as the driver or passenger.

### 5 **DUAL 12" GLASS COCKPIT WATER SPORT DISPLAYS**

Fine-tune your speed, adjust surf tabs, fill the ballasts and more, all customizable and easy to save so you can have the perfect day time and time again.





6



7

6 **STANDARD POWER  
HARDTOP**

Inclement weather or low bridges? No problem. Quickly and easily adjust the latches and tap a button on your displays, and the Power Hardtop lowers with enough room for you to sit comfortably underneath.

7 **STANDARD POWER  
PLATFORM**

Enjoying the water has never been easier than with the Power Platform that lowers and raises with the touch of a button.





8



9

#### 8 **LOW-TO-THE-WATER SWIM PLATFORM**

With the swim platform so low to the water, your next set is barely a step away.

#### 9 **EDGE-TO-EDGE SEATING**

The LS9 features the most versatile transom in its class with not only dual multi-position UltraLounges and a low-to-the-water swim platform, but also two fold-away rumble seats.





9



10

### 9 **BOW SEATING**

The spacious bow will quickly become your passengers' favorite spot to enjoy the ride.

### 10 **HEAD**

Enjoy peace of mind when you're out on the water thanks to the versatile head.

### 11 **WAKESUBS**

The WakeSubs option is a unique and innovative product that allows surfers to enjoy high-quality audio while surfing. They are designed to enhance the surfing experience with adrenaline-pumping audio quality.

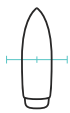
### 12 **STORAGE**

Ample storage throughout the boat keeps your deck tidy, giving you more room to roam and relax.





LENGTH  
**29'**



BEAM  
**9'**



LS9 SURF DRY WEIGHT  
**7,600lbs.**



DEADRISE  
**19°**



FUEL CAPACITY  
**108gal.**



MAX CAPACITY  
**Yacht Cert.**



FRESH WATER  
**15gal.**



WASTE TANK  
**11gal.**



**POWER**  
OF CHOICE

EXPLORE THE  
LS9

**BUILD YOURS**



# THE LX9



Available options, color, and materials may have changed.





## **MEMORY CRAFTER**

Prepare to be captivated by the LX9, a 29-foot outboard-powered masterpiece that sets new standards for excellence, luxury, and performance while introducing a new level of cutting-edge technology. Crafted with uncompromising attention to detail, this remarkable bowrider maximizes every inch to deliver an awesome boating experience. Embrace a new level of fun and embark on unforgettable adventures, seamlessly integrating advanced technology into your on-water lifestyle aboard the LX9.

**BUILD YOURS**

# HIGHLIGHTS



## 1 BOW THRUSTER

Navigate with assurance and precision by utilizing the LX9's Bow Thruster. Seamlessly command your boat's movements, effortlessly handling tasks such as docking and navigating through confined spaces with ease.

## 2 DUAL ULTRALOUNGES

Two UltraLounges provide versatile seating options, allowing you to sit or lounge in various positions, ensuring an unparalleled level of relaxation.

1

2








3



4



5

**3 VERSATILITY AND COMFORT**  
Experience maximum usage and comfort in the cockpit with features like Edge-to-Edge Seating, multi-density foams, and angled backrests.

**4 COMPANION SCREEN & DIGITAL SWITCHING**  
Whether commanding from the helm or serving as the co-captain, effortlessly manage your RGBW lighting, lower your Power Platform, and access a range of tools right at your fingertips.

**5 DUAL 12" GLASS COCKPIT WATER SPORT DISPLAYS**  
Elevate your boating experience on the LX9 with standard 12" displays featuring digital switching and the seamlessly integrated Garmin suite, setting a new standard of excellence.





6



7

6 **STANDARD POWER  
HARDTOP**

Facing inclement weather or low bridges? No worries. Swiftly and effortlessly adjust the latches, press a button on your displays, and watch as the Power Hardtop lowers, creating ample space for you to comfortably sit underneath.

7 **BAHAMA SHADES**

Cool off effortlessly on a scorching summer day by simply attaching the bow and cockpit Bahama Shades.





**8 EDGE-TO-EDGE SEATING**

The LX9 boasts the most versatile transom, offering dual multi-position UltraLounges, a low-to-the-water swim platform, and two fold-away rumble seats for added flexibility.

**9 LOW-TO-THE-WATER SWIM PLATFORM**

Your next water adventure is barely a step away, allowing for seamless transitions between on-board activities and the refreshing enjoyment of the water.



10



11

**10 BOW SEATING**  
The spacious bow will quickly become your passengers' favorite spot to enjoy the ride.

**11 HEAD**  
Enjoy peace of mind when you're out on the water thanks to the versatile head.

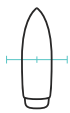
**12 SANDBARSUBS**  
Hidden subwoofer technology is designed to complement the powerful JL Audio tower speaker systems on boats. Emitting low-frequency audio at the boat's wake zone, SandbarSubs transforms the music listening experience for those being towed or surfing behind the boat.

**13 STORAGE**  
Ample storage throughout the boat keeps your deck tidy, giving you more room to roam and relax.





LENGTH  
29'



BEAM  
9'



LS9 SURF DRY WEIGHT  
7,600lbs.



DEADRISE  
19°



FUEL CAPACITY  
108gal.



MAX CAPACITY  
Yacht Cert.



FRESH WATER  
15gal.



WASTE TANK  
11gal.



12



13



**POWER**  
OF CHOICE

EXPLORE THE  
LS9  
LS9 SURF

**BUILD YOURS**

# THE 3300



Available options, color, and materials may have changed.



## **SURPASS EXPECTATIONS**

Discover the potential of day yachting with Regal's 3300. Eloquently crafted with versatility and the luxury that is promised in every Regal. The spacious layout lets you comfortably accommodate up to 18 guests and entertain them well. Whether you seek adventure, relaxation or both, the 3300 gives you the ability to do it all.



**WATCH THE 3300 VIDEO**

# HIGHLIGHTS



## 1 **INFUSION CONSTRUCTION**

This technique bonds the stringers at the same time as hull lamination, ensuring no secondary bonding and resulting in superior strength.

## 2 **STANDARD HARDTOP**

Get the best of both worlds with fun in the summer sun and cool, shaded protection when you're ready to take a break from the heat.

2







3



4



5

### 3 **SPACIOUS BOW SEATING**

Extend your entertainment to the bow with added seating and a port side filler cushion that allows you to lounge while you ride.

### 4 **REFRESHMENT CENTER**

The refreshment center features a refrigerator, sink, trash can, and storage, as well as an optional TV, grill and second refrigerator.

### 5 **STANDARD JOYSTICK & AUTOPILOT**

With the standard joystick docking is a breeze and long trips are made easy with autopilot.

6



7



## 6 **QUARTER BERTH**

The comfortable berth is perfect for any overnight adventure.

## 7 **WELL-APPOINTED HEAD**

Tucked behind a hand-wrapped console, a spacious and well-appointed head makes you feel at home.

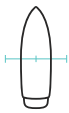




LENGTH

34' 1"

10.4 M



BEAM

10' 4"

3.2 M



DRY WEIGHT

11,500lbs.

5,216KG



DEADRISE

21°



FUEL CAPACITY

248gal.

939L



MAX CAPACITY

Yacht Cert.

CE 14



FRESH WATER

29gal.

110 L



WASTE TANK

29gal.

110 L

8

### LARGEST COCKPIT IN-CLASS

With space to comfortably fit 18 people, there's no need to limit your invite list.




EXPLORE THE  
33 OBX

BUILD YOURS

# THE 33 OBX




OUTBOARDS EXCLUSIVELY POWERED BY  **YAMAHA**  
Available options, color, and materials may have changed.



## THE WATER AWAITS

The waters are waiting to be explored. Explore them without limits with the Regal 33 OBX. Equipped for exhilarating adventure and premium entertainment, there is nothing this versatile luxury outboard can't do. Live large with the expansive cockpit refreshment center and stay a bit longer in the comfortable berth accompanied by a well equipped head. Expect more out of boating with the 33 OBX.



**WATCH THE 33 OBX VIDEO**

# HIGHLIGHTS



1



## 1 **MULTI-POSITION ULTRALOUNGE**

This spacious 4-position UltraLounge provides the versatility to take in the sun from any angle.


## 2 **WRAPAROUND SWIM PLATFORM**

The low-to-the-water swim platform wraps around the outboard making it easier to enjoy activities on the water.

2







**3 SPACIOUS SEATING**

The cockpit is designed to give you ample room for all of your guests with edge-to-edge seating.

**4 REFRESHMENT CENTER**

The refreshment center features a refrigerator, sink, trash can, and storage, as well as an optional TV, grill and second refrigerator.

**5 SOCIAL SEAT**

Flip the backrest of double-wide Social Seat to face forward or lounge backwards.





6



7

#### 6 **LAZARETTE STORAGE**

Pack plenty of beach games, toys, and other accessories you never thought you would have room for.

#### 7 **QUARTER BERTH**

The 33 OBX features a spacious berth with dimmable accent lighting.

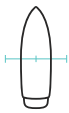




LENGTH

34' 1"

10.34 M



BEAM

10' 4"

3.2 M



DRY WEIGHT

11,500lbs.

4,717 KG



DEADRISE

21°



FUEL CAPACITY

248gal.

946 L



MAX CAPACITY

Yacht Cert.

CE 14



FRESH WATER

29gal.

110 L



WASTE TANK

29gal.

110 L

8

## TOWER OPTIONS

### - **HARDTOP (shown)**

Enjoy the best of both worlds:  
Fun in the summer sun and cool,  
shaded protection.

### - **POWERTOWER**

Low bridges, high and dry  
storage, boathouses, and towing  
are all taken care of with just the  
push of a button, thanks to our  
innovative PowerTower.



EXPLORE THE  
3300

BUILD YOURS

# THE LS36




Available options, color, and materials may have changed.



## TRULY UNIQUE

Uniquely crafted, the LS36 merges our luxury yacht series with our sporty bowrider series, making a game-changing new product. This comfortable bowrider is perfect for going out onto the lake for a smooth ride or hosting friends and family on the weekend. The innovative tech and thoughtful design throughout the LS36 make it easy to let the good times roll.



## WATCH THE LS36 VIDEO



## WATCH THE LS36 BOATTEST.COM WALK-THROUGH VIDEO

# HIGH- LIGHTS



## 1 **POWERSHADE SYSTEM**

Do you need more shade? No problem. Extend the PowerShade with the touch of a button.

## 2 **LIMITLESS ENTERTAINING CAPABILITIES**

The Regal LS36 features everything you need to entertain the entire family. Thanks to a full-service galley made with premium materials and conveniences.

1

2







**3 LOW-TO-THE-WATER SWIM PLATFORM**

The LS36's swim platform is not only massive but it's very close to the water.

**4 COMPANION SCREEN**

Providing your passenger with the right tools to be an expert co-captain or playlist-chooser is easy thanks to the 16" Companion Screen.

**5 INNOVATIVE AND SPACIOUS HEAD**

Enjoy a new way of thinking when accessing your head. Simply slide the portside console over for unimpeded access to your spacious head.





6



7

## 6 **OPEN OR CLOSED BOATING**

No matter how the skies look, the versatility at your fingertips has you covered. If the forecast calls for a hot and sunny summer day, simply open the expansive retractable hardtop, windshield walk-thru, and side windows for a fully open-air day yachting experience. Do you think you might encounter a rain shower? No problem. Close everything back up, crank up the cockpit air conditioning or heat, then sit back and relax.

## 7 **VERSATILE QUARTERBERTH**

Flip open the starboard bow seat to reveal a large quarterberth area with available mattress and StoreMore storage racks. Not only is this area washable but it's also air-conditioned, making it the perfect area for storing large items or putting the kids down for a quick nap.

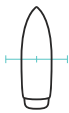




LENGTH

37'4"

11.34 M



BEAM

11'7"

3.51 M



DRY WEIGHT

16,050lbs.

7281 KG



DEADRISE

16°



FUEL CAPACITY

209gal.

791 L



MAX CAPACITY

Yacht Cert.

CE 18



FRESH WATER

62gal.

318 L



WASTE TANK

31gal.

117 L

8

## THOUGHTFUL ERGONOMICS

Ergonomics and comfort were at the top of the list of priorities when designing this boat. The foam density, angle of the seatbacks, how the corner seating will be used, and even the measurements of where your thighs rest were all thought-through and rigorously tested by boaters to ensure maximum comfort.



**POWER**  
OF CHOICE

EXPLORE THE  
LX36

**BUILD YOURS**



# THE LX36



Available options, color, and materials may have changed.





**TRULY EXCEPTIONAL**

Thirty-six feet of dynamic comfort technology advancements and new ways of thinking merge for the ultimate day yachting experience. Welcome the unrivaled Regal LX36.



**WATCH THE LX36 VIDEO**



**WATCH THE LX36 WALK-THROUGH VIDEO**

LX36

# HIGHLIGHTS



## 1 **PERFORMANCE**

The Twin 425 Yamaha engines punch out 825 horsepower for an adrenaline packed ride.

## 2 **LIMITLESS ENTERTAINING CAPABILITIES**


The Regal LX36 features everything you need to entertain the entire family. Thanks to a full-service galley made with premium materials and conveniences.

1

2







### 3 **WRAP-AROUND SWIM PLATFORM**

The LX36's swim platform wraps around the outboards and is very close to the water.

### 4 **COMPANION SCREEN**

Providing your passenger with the right tools to be an expert co-captain or playlist-choser is easy thanks to the 16" Companion Screen.

### 5 **INNOVATIVE AND SPACIOUS HEAD**

Enjoy a new way of thinking when accessing your head. Simply slide the portside console over for unimpeded access to your spacious head.





6

**6 OPEN OR CLOSED BOATING**

No matter how the skies look, the versatility at your fingertips has you covered. If the forecast calls for a hot and sunny summer day, simply open the expansive retractable hardtop, windshield walk-thru, and side windows for a fully open-air day yachting experience. Do you think you might encounter a rain shower? No problem. Close everything back up, crank up the cockpit air conditioning or heat, then sit back and relax.



7

**7 VERSATILE QUARTERBERTH**

Flip open the starboard bow seat to reveal a large quarterberth area with available mattress and StoreMore storage racks. Not only is this area washable but it's also air-conditioned, making it the perfect area for storing large items or putting the kids down for a quick nap.





|         |       |            |          |               |              |             |            |
|---------|-------|------------|----------|---------------|--------------|-------------|------------|
| LENGTH  | BEAM  | DRY WEIGHT | DEADRISE | FUEL CAPACITY | MAX CAPACITY | FRESH WATER | WASTE TANK |
| 37'4"   | 11'7" | 16,500lbs. | 16°      | 295gal.       | Yacht Cert.  | 62gal.      | 31gal.     |
| 11.34 M | 3.5 M | 8,635 KG   |          | 1,117 L       | CE 18        | 318 L       | 117 L      |



**8** **THOUGHTFUL ERGONOMICS**  
Ergonomics and comfort were at the top of the list of priorities when designing this boat. The foam density, angle of the seatbacks, how the corner seating will be used, and even the measurements of where your thighs rest were all thought-through and rigorously tested by boaters to ensure maximum comfort.

# THE 26 EXPRESS



Available options, color, and materials may have changed.



## **EMBARK ON AN ADVENTURE**

Experience grand adventure with the Regal 26 Express. Superior functionality joined with unparalleled comfort from top to bottom. With the unlimited versatility of the cockpit seating and a generous salon in the forward berth complete with an entertainment center and full-sized aft berth, this bold cruiser leaves out nothing.



**WATCH THE 26 EXPRESS VIDEO**

# HIGHLIGHTS



## 1 **INTEGRATED FOREDECK STEPS**

Access the foredeck easily thanks to the built in steps on the companionway door.

## 2 **VERSATILE COCKPIT**

A spacious cockpit layout, featuring an UltraLounge and Social Seating, allows everyone on board to enjoy time together on the water.







### 3 **SOCIAL SEATING**

Face forward and watch the horizon or flip the seat, sit back and relax.

### 4 **LARGE HULL SIDE PICTURE WINDOWS**

The large hull side picture windows let in an abundance of natural light, making the 26 Express salon feel like home.





5



6



7

### 5 **ONE-OF-A-KIND SALON**

Regal's salon provides the most-in-class space and thanks to filler cushions a convertible berth for overnight stays.

### 6 **FULL-SIZE HEAD**

The head features a dedicated shower with plenty of standing room.

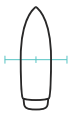
### 7 **HANDCRAFTED GALLEY**

The cabin's galley features an optional electric stove and refrigerator, a stainless steel sink, and plenty of storage for everything you need to entertain your guests.





LENGTH  
**27'**  
7.9 M



BEAM  
**8' 6"**  
2.6 M



DRY WEIGHT  
**6,700lbs.**  
2,812 KG



DEADRISE  
**18°**



FUEL CAPACITY  
**70gal.**  
273 L



MAX CAPACITY  
**Yacht Cert.**  
CE 8



FRESH WATER  
**20gal.**  
76 L



WASTE TANK  
**18gal.**  
68 L




8

**SPACIOUS MID-CABIN**

The 26 Express is designed for optimum space. Enjoy a double berth, two windows and reading lights in the mid-cabin

# THE 26 XO



OUTBOARDS EXCLUSIVELY POWERED BY  **YAMAHA**  
Available options, color, and materials may have changed.





**DREAM OF POSSIBILITY**

Built for ultimate versatility with details crafted to elevate your boating experience, the 26 XO achieves a higher standard of excellence. With ample space and comfort awaiting you in the cockpit, below you will find hospitable amenities and accommodations designed to keep you and your guests refreshed and relaxed all day long.



**WATCH THE 26 XO VIDEO**

# HIGH- LIGHTS



1

## 1 **SUNLOUNGE**

Simply fold the UltraLounge to create a sunpad perfect for stretching out.

## 2 **SOCIAL SEATING**

Change your position to face forward or aft with a simple flip of the backrest on the 26 XO's social seat.

2








### 3 **OPTIMIZED FOR OUTBOARD POWER**

Every inch has been meticulously thought through to provide more comfort and optimal performance.

### 4 **FACE-TO-FACE SEATING**

Comfortably seat five in the face-to-face seating and enjoy spending time with those that love being on the water as much as you do.





5



6



7

### 5 LAZARETTE STORAGE

With this massive storage space, there's no need to be selective when packing for your perfect day on the water.

### 6 HANDCRAFTED GALLEY

The cabin's galley features an optional electric stove and refrigerator, a stainless steel sink, and plenty of storage for everything you need to entertain your guests.

### 7 FULL-SIZE HEAD

The head features a dedicated shower with plenty of standing room.

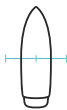




LENGTH

27' 3"

8.25 M



BEAM

8' 6"

2.5 M



DRY WEIGHT

6,700lbs.

2,767 KG



DEADRISE

18°



FUEL CAPACITY

70gal.

273 L



MAX CAPACITY

Yacht Cert.

CE 8



FRESH WATER

20gal.

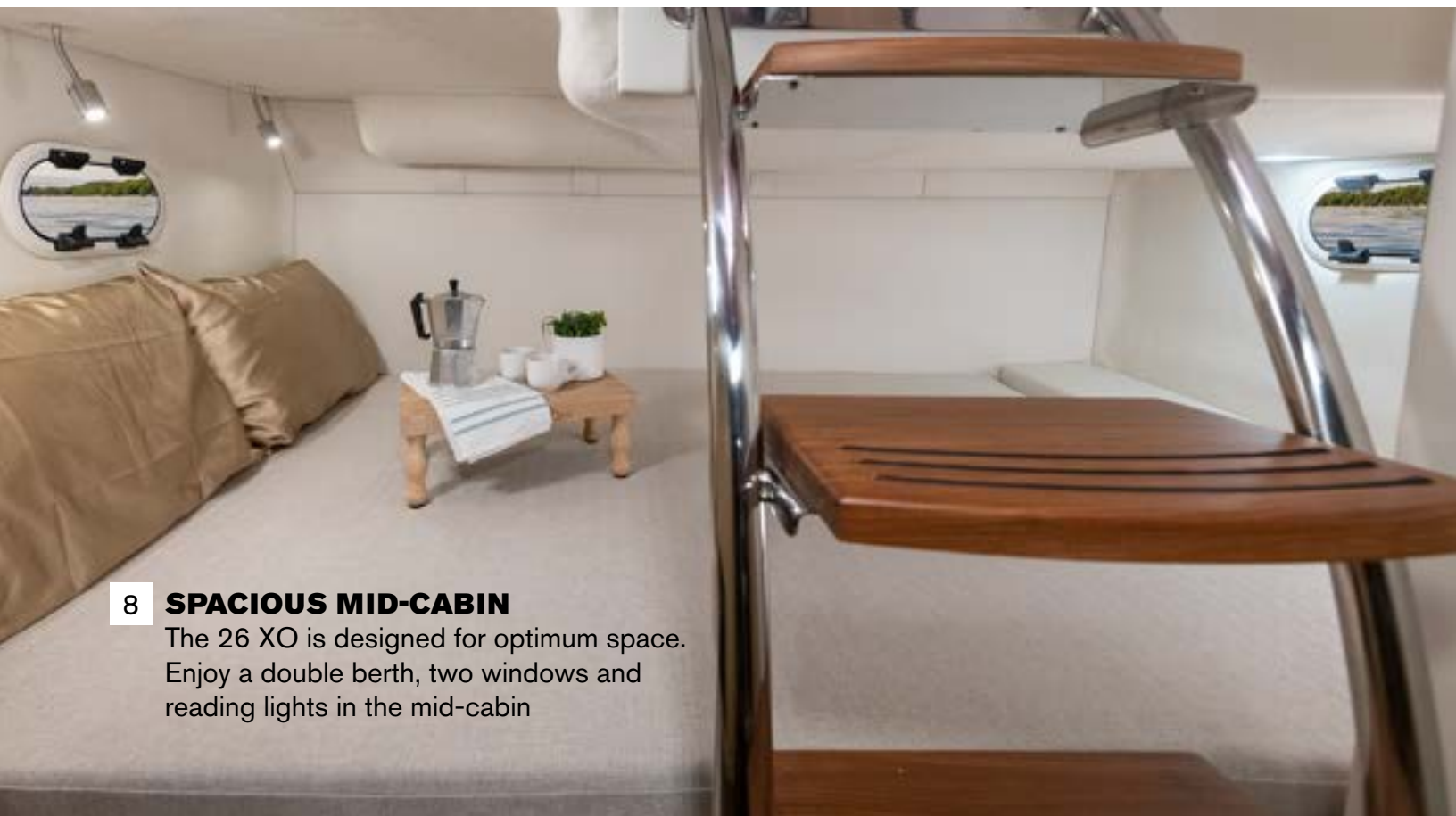
76 L



WASTE TANK

18gal.

68 L



## 8 SPACIOUS MID-CABIN

The 26 XO is designed for optimum space. Enjoy a double berth, two windows and reading lights in the mid-cabin



## 9 ONE-OF-A-KIND SALON

Regal's salon provides the most-in-class space and thanks to filler cushions a convertible berth for overnight stays.



EXPLORE THE  
26 EXPRESS

BUILD YOURS

# THE 28 EXPRESS




Available options, color, and materials may have changed.





## **PROGRESSIVE ELEGANCE**

A refined explorer. Wherever your desired destination, reach it in ultimate comfort and confidence with the Regal 28 Express. Along the journey, relax and enjoy the ride thanks to the thoughtful cockpit layout and expansive cabin space down below. Featuring a trailerable beam, the 28 Express is equipped for an excursion you've only dreamed about.



**WATCH THE 28 EXPRESS VIDEO**



# HIGH- LIGHTS



## 1 **POWERTOWER**

Cruise through low bridges and tight spaces easily, simply lower the PowerTower with the push of a button.

## 2 **ULTRALOUNGE**

Lay back and work on your tan or sit up and enjoy the view with the 4-position UltraLounge.







### 3 **REFRESHMENT CENTER**

The refreshment center features a deep sink, cup holders for convenience and a removable cooler below.

### 4 **STORAGE**

No sign of wasted space on your 28 Express - additional storage can even be found off the transom.





6



7




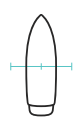






8

- 6 CONVERTIBLE SALON**  
Relax down below in the spacious cabin. When bringing along more people, use the filler cushions to add an extra sleeping space.

- 7 GALLEY**  
Enjoy the galley on the 28 Express that includes an electric burner, stainless refrigerator, microwave, and more.

- 8 LARGEST IN-CLASS HEAD**  
The head features a dedicated shower with plenty of standing room.



|  |  |  |  |  |  |  |  |
|--|--|--|--|--|--|--|--|
|  |  |  |  |  |  |  |  |
| LENGTH   | BEAM   | DRY WEIGHT   | DEADRISE   | FUEL CAPACITY  | MAX CAPACITY   | FRESH WATER  | WASTE TANK   |
| 28' 9"   | 8' 6"  | 7,700lbs.  | 18°  | 73gal.   | Yacht Cert.  | 18gal.   | 18gal.   |
| 8.76 M   | 2.5 M  | 3,440 KG   |  | 276 L  | CE 8   | 68 L   | 68 L   |



9

9 **SPACIOUS CABIN**  
Relax down below in the spacious cabin.  
When bringing along more people, use the  
filler cushions to add an extra sleeping space.

FIND YOURS

BUILD YOURS

# THE 33 EXPRESS



Available options, color, and materials may have changed.





## **REFINING MARVEL**

The Regal 33 Express is the have-it-all cruiser prepared for unforgettable adventure, whether it's a day at the beach or a weekend on the water. Enjoy luxurious comfort on deck, and indulge in the premium amenities found down below in the expansive cabin space. Bold and prestigious, the 33 Express makes a statement worthy of conversation.



**WATCH THE 33 EXPRESS VIDEO**

# HIGH- LIGHTS



## 1 **OPTIONAL HARDTOP**

Get the best of both worlds with fun in the summer sun and cool, shaded protection when you're ready to take a break from the heat.

## 2 **REFRESHMENT CENTER**

With an optional refrigerator and grill, the Refreshment Center becomes the perfect spot to entertain your guests all day long.







3

**3 ULTRALOUNGE**

Enjoy all four positions of the UltraLounge with plenty of room for company and uncompromised comfort.

**4 SOCIAL SEAT**

The Double-Wide Social Seating can made to face forward or aft by simple flipping the backrest.



4





5



6



7

**5 OPEN-AIR SINGLE-LEVEL COCKPIT SOLE**

All of your guests can enjoy together on the single-level cockpit.

**6 SLIDE AWAY SEATING**

Extend the cockpit or swim platform 11" with just the push of a button.

**7 OPTIONAL POWER PLATFORM**

With the push of a button, the PowerPlatform can be lowered to give you an extra step into the water.





8

## 8 **SPACIOUS HEAD**

The head features a dedicated shower with plenty of standing room.

## 9a **EXPANSIVE AFT CABIN**

The 33 Express has two oversized twin berths that can zip together to form a king.

## 9b **HULL SIDE WINDOWS**

Enjoy a panoramic view and an abundance of natural light below deck.



9



10

**10a SALON**

The spacious L-shaped cabin seating makes your time below deck as enjoyable as your time spent above it.


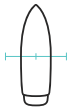






**10b GALLEY**

The well-crafted galley features large, spacious handcrafted cabinetry.

**10c CONVERTIBLE FORWARD BERTH**

Convert the settee into a queen-sized berth when you want to spend all day and all night on the water.



|  |  |   |   |  |  |  |  |
|--|--|---|---|--|--|--|--|
|  |  |  |  |  |  |  |  |
| LENGTH   | BEAM   | DRY WEIGHT  | DEADRISE  | FUEL CAPACITY  | MAX CAPACITY   | FRESH WATER  | WASTE TANK   |
| 34' 3"   | 10' 4"   | 13,200lbs.  | 21°   | 150gal.  | Yacht Cert.  | 36gal.   | 29gal.   |
| 10.34 M  | 3.2 M  | 5,738 KG  |   | 568 L  | CE11   | 136 L  | 109 L  |





EXPLORE THE


33 XO

FIND YOURS

BUILD YOURS

# THE 33 XO



OUTBOARDS EXCLUSIVELY POWERED BY  **YAMAHA**  
Available options, color, and materials may have changed.





## **DYNAMIC EXPLORER**

The Regal 33 XO brings together Regal's brilliant express cruiser layout with the potential of outboard power, allowing you to take your exploration where you didn't think it was possible. Enhance your boating experience with incredible on-board storage and the possibilities of outboards to venture where you never thought possible.



**WATCH THE 33 XO VIDEO**

# HIGH- LIGHTS



## 1 **OPTIONAL HARDTOP**

Get the best of both worlds with fun in the summer sun and cool, shaded protection when you're ready to take a break from the heat.

## 3 **ULTRALOUNGE**

Enjoy all four positions of the UltraLounge with plenty of room for company and uncompromised comfort.





COCKPIT

CABIN



### 3 **SOCIAL SEAT**

With the option to face forward or aft, choose your position by just flipping the backrest on the 33 XO's social seat.

### 4 **REFRESHMENT CENTER**

The refreshment center has everything you need to keep your guests entertained and relaxed on the water.



3



4



5



6



7

**5 OPEN-AIR SINGLE-LEVEL COCKPIT SOLE**

All of your guests can enjoy together on the single-level cockpit.

**6 SLIDE AWAY SEATING**

Extend the cockpit 11" with just the push of a button.

**7 LAZARETTE STORAGE**

The lazarette storage gives you ample space to pack for the ultimate excursion.





8

## 8 **WRAPAROUND SWIM PLATFORM**

The wrap around swim platform makes moving around the transom a breeze.



9

## 10a **VINYL-WRAPPED DASH**

Experience luxury at the helm with the vinyl wrapped, hand stitched dash.

## 10b **JOYSTICK & STANDARD BOW THRUSTER**

Add a joystick to your standard bow thruster for ultimate docking ease.



10



11



12

#### 11a **SALON**

The spacious L-shaped cabin seating makes your time below deck as enjoyable as your time spent above it.

#### 11b **GALLEY**

The well-crafted galley features large, spacious handcrafted cabinetry.

#### 11c **CONVERTIBLE FORWARD BERTH**

Convert the settee into a queen-sized berth when you want to spend all day and all night on the water.

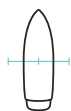
#### 12 **LARGEST IN-CLASS STAND UP SHOWER & HEAD**

The head features a dedicated shower with plenty of standing room as well as standard amenities.





LENGTH  
34' 1"  
10.34 M



BEAM  
10' 4"  
3.2 M



DRY WEIGHT  
**13,700lbs.**  
5,216 KG



DEADRISE  
21°



FUEL CAPACITY  
**150gal.**  
568 L



MAX CAPACITY  
Yacht Cert.  
CE11



FRESH WATER  
36gal.  
136 L



WASTE TANK  
29gal.  
109 L

## 13 CONVERTIBLE KING BED



**POWER**  
OF CHOICE

## EXPLORE THE 33 EXPRESS

## FIND YOURS

## BUILD YOURS

# THE 33 SAV




Available options, color, and materials may have changed.  
\*Some color options may no longer be available




## **SPORTS ACTIVITY VESSEL**

The 33 SAV is a collaboration of features and options dedicated to achieving the title, the ultimate go anywhere action-packed model perfect for any activity. This unparalleled versatility, combined with premium luxury results in an unrivaled, do-it-all, outboard powered day-yacht with overnighting capabilities. We call it the Sports Activity Vessel™.



**WATCH THE 33 SAV WALK-THRU VIDEO**



**WATCH THE 33 SAV VIDEO**

# HIGH- LIGHTS



1

## 1 **PREMIUM TRIPLE CAPTAIN SEATS**

Comfortably seat three at the helm in the luxurious captain seats with flip-up bolsters and arm rests.

## 2 **HARDTOP**

The hardtop not only adds style but helps keep you cool thanks to the opening forward window.



2





25

### 3 AVAILABLE FISH PACKAGE

If fishing is your style, add the optional Fish Package and Outriggers for a livewell, macerated fish box, rod holders, telescoping outriggers, and fresh and salt water washdown. uncompromised comfort.



3





4



5

#### 4 **FULL SERVICE REFRESHMENT CENTER**

Featuring a solid surface countertop, refrigerator, sink, trash can, storage drawers, an optional electric grill, and TV, the refreshment center will fully equip you for a long day out on the water.

#### 5 **PORTSIDE WALK-THRU**

The wide walk-thru with tall freeboard provides easy access to and from the bow.



6 **SIDE ENTRY DOOR**



The side-entry door allows for easy dock access and provides the perfect place to dive into the water.

7 **BOW SEATING**

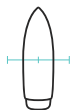
Relax comfortably thanks to the spacious bow of the 33 SAV.

8 **ADAPTABLE AFT COCKPIT**

Whether fishing or relaxing, the aft cockpit has you covered. There's plenty of space to reel in your big catch or create additional seating with a flip down bench. A vast amount of storage provides the opportunity for longer trips and more activities.



LENGTH  
**34' 1"**  
10.34 M



BEAM  
**10' 5"**  
3.2 M



DRY WEIGHT  
**12,150lbs.**  
5,330 KG



DEADRISE  
**21°**



FUEL CAPACITY  
**224gal.**  
851 L



MAX CAPACITY  
**Yacht Cert.**  
CE 11



FRESH WATER  
**32gal.**  
144 L



WASTE TANK  
**29gal.**  
110 L



9

9 **LARGEST  
IN-CLASS HEAD**

The largest-in-class head features handcrafted cabinetry and solid surface countertops.

10 **SEPARATE  
SHOWER**

Enjoy the space of the large separate walk-in shower and adjacent handcrafted cabinetry.



10





11



12



11 **MID-CABIN CALIFORNIA QUEEN BED**

A large California queen aft bed provides ample room for comfortable overnight stays.

12 **CONVERTIBLE FORWARD QUEEN BED**

The spacious queen size forward bed features an abundance of space and comfort. Raise or lower the foot of the bed with the touch of a button to form a settee.

**FIND YOURS**

**BUILD YOURS**

THE

36

GRANDE


COUPE





## EXCEPTIONAL INNOVATION

Immerse yourself in the wonder of the 36 Grande Coupe. Fit for your weekend adventures on the water to day excursions with your family and guests, the 36 is sure to meet and exceed every expectation you have. Find exceptional innovation at the open bow with multi-position seating, the refreshment center in the open-air salon, and the convertible face-to-face seating in the aft cabin. Explore the limitless opportunities of the 36 Grande Coupe.



**WATCH THE 36 GRANDE COUPE WALK-THRU VIDEO**



**WATCH THE 36 GRANDE COUPE VIDEO**



# UPPER SALON

## 1 WINDSHIELD WALK-THRU

Travel between the bow and the salon is a breeze with the convenient windshield walk-thru.

## 2 SALON DOORS

You shouldn't have to choose whether to relax in the warm breeze or stay out of the rain, the glass enclosure doors on the 36 Grande Coupe make it easy to do both.







### 3 **WIRELESS CHARGING**

Wirelessly charge your phone and accessories on the armrest at the helm.

### 4 **OPENING HARDTOP SUNROOF**

Let in some sunshine and fresh air with a retractable hardtop.



3



4





5

## 5 **MULTI-POSITION BOW SEATING**

You'll never run out of seating options with the 36 Grande Coupe's multi-position bow seating. Sit up and enjoy the view or lay back and soak in some rays.



6

## 6 **SLIDE AWAY SEATING**

Create nearly a foot of space in the cockpit or swim platform with convenient slide away seating.



7

## 7a **LOW-TO-THE-WATER SWIM PLATFORM**

This super accessible platform makes getting in and out of the water a breeze.

## 7b **CANVAS ENCLOSURE**

The optional Macrolon enclosure goes up easily and ensures that your items stay safe from the elements when your 36 isn't equipped with the glass enclosure.



8 SEAMLESS GALLEY

The 36 Grande Coupe's galley effortlessly integrates the salon and aft seating area. With everything you need to cook and entertain all in one place, nothing will get in the way of a good time.



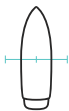
8



LENGTH

37' 4"

11.35 M



BEAM

11' 7"

3.51 M



DRY WEIGHT

18,600 lbs.

7,848 KG



DEADRISE

16°



FUEL CAPACITY

200gal.

757 L



MAX CAPACITY

Yacht Cert.



FRESH WATER

52gal.

196.8L



WASTE TANK

29gal.

109.8L



# CABIN

**9 FORWARD CABIN**

The cabin features a centerline California Queen and plenty of walk-around space and ample storage for everything you bring on board.

**10 CONVERTIBLE MID-CABIN**

A relaxing living space by day becomes a spacious bed by night. Convert the settee into a queen size berth perfect for ending the day's adventure.





11 **LARGEST IN-CLASS HEAD**  
The 36 Grande Coupe's head features hand-crafted cabinetry, a walk-in shower and solid surface countertops.



11

**POWER**  
OF CHOICE / **EXPLORE THE**  
**36 XO**

**FIND YOURS**

**BUILD YOURS**

# THE 36 XO






## **EXPERIENCE SOMETHING EXTRAORDINARY**

The 36 XO is extraordinary in every sense of the word. From the multi-position bow seating, to the immense storage space thanks to the two outboard engines, you will have plenty of room for you and your guests for a weekend away on the water. Venture down into the cabin, which boasts a California Queen and a spacious settee, the 36 XO will give you everything you need and more.



**WATCH THE 36 XO WALK-THRU VIDEO**



**WATCH THE 36 XO VIDEO**



# UPPER SALON

## 1 WINDSHIELD WALK-THRU

Travel between the bow and the salon is a breeze with the convenient windshield walk-thru.

## 2 SALON DOORS

You shouldn't have to choose whether to relax in the warm breeze or stay out of the rain, the glass enclosure doors on the 36 XO make it easy to do both.







### 3 INTUITIVE HELM

All of your controls right where you need them.

### 4 OPENING HARDTOP SUNROOF

Let in some sunshine and fresh air with a retractable hardtop.







5

## 5 **MULTI-POSITION BOW SEATING**

You'll never run out of seating options with the 36 XO's multi-position bow seating. Sit up and enjoy the view or lay back and soak in some rays.



6

## 6 **SLIDE AWAY SEATING**

Create nearly a foot of space in the cockpit or swim platform with convenient slide away seating.



7

## 7 **OVERSIZED SWIM PLATFORM**

Create nearly a foot of space in the cockpit or swim platform with convenient slide away seating.



8 SEAMLESS GALLEY

The 36 XO's galley effortlessly integrates the salon and aft seating area. With everything you need to cook and entertain all in one place, nothing will get in the way of a good time.

9 STORAGE

With storage in every place we could design to have it, you have the ability to bring everything you need.

10 ULTRALOUNGE

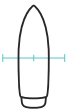
Whether you're watching the sun go down or catching a tan, the multi-position UltraLounge is ready.



LENGTH

37' 3"

11.35 M



BEAM

11' 7"

3.51 M



DRY WEIGHT

18,200 lbs.

7,848 KG



DEADRISE

16°



FUEL CAPACITY

265gal.

757 L



MAX CAPACITY

Yacht Cert.



FRESH WATER

52gal.

196.8L



WASTE TANK

29gal.

109.8L



9

# CABIN

## 9 CONVERTIBLE MID-CABIN

A relaxing living space by day becomes a spacious bed by night. Convert the settee into a queen size berth perfect for ending the day's adventure.

## 10 FORWARD CABIN

The cabin features a centerline California Queen and plenty of walk-around space and ample storage for everything you bring on board.



10



11 **LARGEST IN-CLASS HEAD**  
The 36 XO's head features hand-crafted cabinetry, a walk-in shower and solid surface countertops.



11

**POWER**  
OF CHOICE / **EXPLORE THE**  
**36 GRANDE COUPE**

**FIND YOURS**

**BUILD YOURS**

THE

38

GRANDE  
COUPE








## **AN UNPARALLELED CLASSIC**

The Regal 38 Grande Coupe is unparalleled in its luxurious style, size, and upscale amenities. With endless entertainment and relaxation, whether in the sun or the salon the 38 Grande Coupe sets a new standard.



**WATCH THE 38 GRANDE COUPE VIDEO**

# UPPER SALON



1

**1 LOW-TO-THE-WATER  
SWIM PLATFORM**

The full-beam swim platform, right at the waterline, provides effortless boarding.

**2 AFT COCKPIT SEATING**

Accomodate all of your guests with L-shaped seating aft and starboard featuring a removable section for foredeck or docking access and an available teak table.



2





### 3 FORWARD SUNPAD

The foredeck sunpad allows you to sit up, lounge back, or lay flat for optimal comfort and versatility.

### 4 CONVERTIBLE ENTERTAINMENT AREA

The salon combines with the aft patio to create the ultimate entertainment area.



3



4





5



6



7

**5 SEAMLESS SINGLE-LEVEL COCKPIT SOLE**

Keep all of your guests together on the same level so nothing gets in the way of your fun-filled time on the water.

**6 STANDARD JOYSTICK AND AUTOPILOT**

Dock like a pro with the standard joystick and make longer trips a breeze with the standard autopilot.

**7 STANDARD FLIP-DOWN COCKPIT TV**

Your choice, the open water views or today's game. With the press of a button, hide or flip down the cockpit TV.



8 **HELM**

The helm featuring a vinyl wrapped dash delivers the highest level of comfort and the latest in technology, including wireless charging. All controls are placed intuitively, creating a comfortable environment for any captain.

9a **RETRACTABLE  
HARDTOP**

Take in the fresh air and sunlight by opening the retractable hardtop.

9b **PANORAMIC  
WINDOWS**

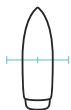
Panoramic single piece windows encompass the upper salon to saturate it with beautiful natural light.



LENGTH

38' 1"

11.81 M



BEAM

11' 11"

3.63 M



DRY WEIGHT

21,200lbs.

8,165 KG



DEADRISE

18°



FUEL CAPACITY

260gal.

984 L



MAX CAPACITY

Yacht Cert.



FRESH WATER

55gal.

208 L



WASTE TANK

29gal.

151 L



10



11

# CABIN

## 10a **HULLSIDE WINDOWS**

The hullside windows ensure that the water and sunshine are always within view.

## 10b **AFT STATEROOM SETEE AND STORAGE**

With the extra seating and storage in the aft, theres room for everyone and everything on board.

## 11 **CONVERTIBLE KING BED**

With a king bed in the aft stateroom that can be converted into a two twin beds, all of your guests will love their accommodations.

## 12 **CONVERTIBLE KING BED**

Featuring a California Queen bed, easy access on both sides, and an unheard amount of storage beneath.



12



13a **SEPARATE FULL SIZE HEAD AND SHOWER**

The layout of the 38 Grande Coupe features a separate walk-in shower and head.



13b **LARGEST IN-CLASS HEAD**

The 38 Grande Coupe's head features hand-crafted cabinetry and solid surface countertops.



**EXPLORE THE  
38 XO**

**FIND YOURS**

**BUILD YOURS**


# THE 38 XO






## UNRIVALED EXCELLENCE

Regal's 38 XO bridges the gap between our Sport Yacht and Outboard Series and creates a class of its own. Combining luxury, innovation and the flexibility of outboard power, this Regal provides you the freedom to bring the entire family on whatever adventure you embark on.



**WATCH THE 38 XO WALK-THRU VIDEO**



**WATCH THE 38 XO VIDEO**

# UPPER SALON



## 1 AFT COCKPIT SEATING

Accommodate all of your guests with L-shaped seating and an available teak table. To the starboard side are two removable cushions for foredeck or dock access.

## 2 FOREDECK SUNPAD

The 38 XO provides incredible views from nearly everywhere on board but it's hard to beat the unimpeded views from the multi-position foredeck sunpad.







### 3 **STANDARD FLIP-DOWN COCKPIT TV**

With the press of a button flip down the hidden tv.

### 4 **CONVERTIBLE ENTERTAINMENT AREA**

The salon combines with the aft patio to create the ultimate entertainment area.





5

**5 HELM**

The helm featuring a vinyl wrapped dash delivers the highest level of comfort and the latest in technology, including wireless charging. All controls are placed intuitively, creating a comfortable environment for any captain.



6

**6 WRAPAROUND SWIM PLATFORM**

Enjoy ample space on all sides of the outboards thanks to the low-to-the-water wraparound swim platform.



7

**7 SEAMLESS SINGLE-LEVEL COCKPIT SOLE**

Keep all of your guests together on the same level so nothing gets in the way of your fun-filled time on the water.



8 **STORAGE**

The 38 XO includes storage compartments at the transom, under nearly every seat, beneath the steps, under the beds, in cabinets, and more.

9 **COMFORT & PERFORMANCE**

Enjoy adrenaline charged performance while relaxing in a quiet and air conditioned salon.

10 **CONVERTIBLE HARDTOP**

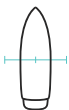
With the touch of a button, open the hardtop to allow in the sun and fresh air.



LENGTH

39' 3"

11.81 M



BEAM

11' 11"

3.63 M



DRY WEIGHT

22,000lbs.

8,165 KG



DEADRISE

18°



FUEL CAPACITY

360gal.

1,324 L



MAX CAPACITY

Yacht Cert.



FRESH WATER

55gal.

208 L



WASTE TANK

29gal.

151 L



# CABIN

## 11 **SEPARATE FULL SIZE HEAD & SHOWER**

The spacious split head and shower provide the ability for two people get ready at the same time, a rare feature on a boat this size.

## 12 **LARGEST IN-CLASS HEAD**

The 38 XO's head features hand-crafted cabinetry, a walk-in shower and solid surface countertops.

## 13 **BEST-IN-CLASS FORWARD STATEROOM:**

Featuring a California Queen bed, easy access on both sides, and an unrivaled amount of storage beneath, the forward stateroom as well as in the hanging locker not only raises the bar but is in a class of its own.






**14 CONVERTIBLE KING BED**

With a king bed in the aft stateroom that can be converted into a two twin beds, all of your guests will love their accommodations.



**15 AFT STATEROOM SETTEE AND STORAGE**

With the extra seating and storage in the aft cabin, theres room for everyone and everything on board.



**POWER**  
OF CHOICE / **EXPLORE THE**  
**38 GRANDE COUPE**

**FIND YOURS**

**BUILD YOURS**


THE  
38 SAV






## SEAMLESS CULMINATION

True to its name, the Sports Activity Vessel is a seamless and elegant combination of sporting, day boating and overnighting. This unmatched versatility, blended with added luxury results in an unrivaled, do-it-all, outboard-powered day-yacht perfect for entertaining or catching the night's dinner. The 38 SAV is rightly in a league of its own.



**WATCH THE 38 SAV WALK-THRU VIDEO**



**WATCH THE 38 SAV VIDEO**

# HIGH- LIGHTS



1

## 1 **QUAD CAPTAIN SEATS**

Luxurious captain seats are accessible from either side and comfortably seat four at the helm, feature flip-up bolsters, armrests, and even have the ability to fold down and rotate for added versatility.

## 2 **SIDE WALKAROUND AND HIGH DOCKSIDE ACCESS**

Easily board the boat and access the bow with the elevated side walkaround.



2





### 3 **ADAPTABLE AFT COCKPIT**

Create more space and let nothing stand in the way of a great catch with the fold-away bench seat.

### 4 **REFRESHMENT ISLAND**

A refreshment island with a wide-open walk-around space rivals much larger boats and features all of the amenities you need.







5

## 5 DUAL SIDE DOORS

With side entry on both sides of the 38 SAV, you'll always have easy access to the dock and the water.



6

## 6 PORTSIDE WALK-THRU

The wide walk-thru provides easy access to and from the bow.

## 7a INTUITIVE HELM

Housing the dual 16" Glass Cockpit displays, joystick, bow thruster, and other components is our luxury dash.

## 7b OPENING HARDTOP WITH SINGLE-PANE WINDSHIELD

The single-pane windshield that provides unimpeded views, the hardtop that protects you from the sun and the sunroof lets in the fresh air combine to create the ideal boating experience.



7



8 **BAHAMA SHADES**  
Simply attach the bow and cockpit Bahama Shades to cool off during a hot summer day.

9 **EXTENSIVE LAZARETTE**  
There's no need to leave anything on land with the vast storage space in the 38 SAV when packing for your perfect day on the water.

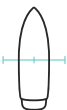
10 **CAPABLE FISHING PLATFORM**  
With everything from rod holders to a livewell to telescoping outriggers to deep drop outlets and a standard Seakeeper, the 38 SAV is the ultimate fishermans tool.



LENGTH

39' 3"

11.93 M



BEAM

11' 11"

3.14 M



DRY WEIGHT

18,800 lbs.

8,165 KG



DEADRISE

18°



FUEL CAPACITY

340gal.

1,287 L



MAX CAPACITY

Yacht Cert.



FRESH WATER

60gal.

250 L



WASTE TANK

29gal.

95 L





11

#### 11 **WRAPAROUND SWIM PLATFORM**

The swim platform not only features wings to each side of the outboards but it also has a wide walk-thru for easy access to either side.

#### 12 **INTEGRATED SURESHADE**

At the touch of a button or tap on your display, the SureShade will extend from within the hardtop to provide shade to the aft cockpit.



12




13 **OVERSIZED BOW  
SEATING**

There is room for everyone at the bow with a spacious layout.

13





14

**14 CONVERTIBLE  
FORWARD BERTH**

A relaxing living space by day becomes a spacious bed by night. Convert the settee into a queen size berth perfect for ending the day's adventure.

**15 MID-CABIN**

The aft cabin starts as a comfortable settee but quickly converts to a queen bed.



15



16 **WALK-IN SHOWER**

Enjoy the space of the separate walk-in shower.



17 **MODERN AND SPACIOUS HEAD**

Enjoy a spacious head with modern styling and a separate walk-in shower.



**FIND YOURS**

**BUILD YOURS**

# THE 38 SURF





**LARGEST SURF BOAT IN  
THE WORLD**

Thanks to its size and layout, the 38 Surf features a one-of-a-kind surfing experience. With dual Volvo Forward Drives, dual 22" Glass Cockpit Displays, and no ballast to fill, the world's largest surf boat creates an impressively long wave with a lot of push.



**WATCH THE 38 SURF ALLIANCE WAKE REVIEW**



**WATCH THE 38 SURF VIDEO**



# HIGH- LIGHTS



1

## 1 **QUAD CAPTAIN SEATS**

Luxurious captain seats are accessible from either side and comfortably seat four at the helm, feature flip-up bolsters, armrests, and even have the ability to fold down and rotate for added versatility.

## 2 **UNDERWATER POWERPLATFORM**

Dive into the water and quickly get access back onboard without sacrificing your swim platform.



2





### 3 **ULTRALOUNGE**

With the touch of a button move the backrest forward and aft to set it at the perfect angle or lay it flat for a massive sun lounge.

### 4 **REFRESHMENT ISLAND**

A refreshment island with a wide-open walk-around space rivals much larger boats and features all of the amenities you need.







5

## 5 DUAL SIDE DOORS

With side entry on both sides of the 38 Surf, you'll always have easy access to the dock and the water.



6

## 6 PORTSIDE WALK-THRU

The wide walk-thru provides easy access to and from the bow.

## 7a INTUITIVE HELM

The 38 Surf's helm is intuitively laid out and is home to your dual 22" Volvo Watersport displays, joystick bow thruster, air conditioning, and more.

## 7b RGBW LIGHTING

You have full control of your Garmin systems, audio, digital switching, and more from the helm or your optional Companion Screen. Setting your RGBW lighting is right at your fingertips.



7a



7b



8 **EASY SET UP**  
No ballasts, so no waiting for filling or emptying. The 38 Surf utilizes dual Volvo Forward Drives and its size to craft customizable waves with 22" Garmin Watersport Displays.



9 **STANDARD JOYSTICK & AUTOPILOT**  
With the standard joystick docking is a breeze and long trips are made easy with autopilot.



10 **AMPLE MEZZANINE SEATING**  
Ample mezzanine seating provides excellent comfort, views, and deep storage underneath the seats.



  
LENGTH  
**39' 2"**  
11.96 M

  
BEAM  
**11' 11"**  
3.6 M

  
DRY WEIGHT  
**19,400 lbs.**  
8,800 KG

  
DEADRISE  
**18°**

  
FUEL CAPACITY  
**249gal.**  
942.6 L

  
MAX CAPACITY  
**Yacht Cert.**

  
FRESH WATER  
**60gal.**  
227 L

  
WASTE TANK  
**29gal.**  
110 L



11

11 **LOW-TO-THE-WATER SWIM PLATFORM**

The low-to-the-water swim platform makes for the perfect spot to cool off by the water.



12 **INTEGRATED POWERSHADE**

At the touch of a button or tap on your display, the PowerShade will extend from within the hardtop to provide shade to the aft cockpit.

12





13 **OVERSIZED BOW SEATING**

There is room for everyone at the bow with a spacious layout.

14 **STANDARD FLIP-DOWN COCKPIT TV**

Your choice, the open water views or today's game. With the press of a button, hide or flip down the cockpit TV.



13



14



14

# CABIN

**14 CONVERTIBLE  
FORWARD BERTH**

A relaxing living space by day becomes a spacious bed by night. Convert the settee into a queen size berth perfect for ending the day's adventure.

**15 MID-CABIN**

The aft cabin starts as a comfortable settee but quickly converts to a queen bed.



15



16 **WALK-IN SHOWER**

Enjoy the space of the separate walk-in shower.



17 **MODERN AND SPACIOUS HEAD**

Enjoy a spacious head with modern styling and a separate walk-in shower.



**FIND YOURS**

**BUILD YOURS**



THE

# 38 FX0








## TO NEW HEIGHTS

This outboard-powered yacht provides ultimate versatility with elevated 360° open-air views when captained from the bridge or a climate-controlled environment surrounded by panoramic windows when captained in the upper salon. Staying overnight is comfortable with luxurious accents. So no matter how long of a trip or the weather, the Regal 38 FXO has you covered.



**WATCH THE 38 FXO VIDEO**




**WATCH THE 38 FXO WALKTHROUGH -  
POWER AND MOTORYACHT**



# FLY BRIDGE

1



## 1 **TEAK STEPS**

Teak steps that are beautifully handcrafted at our world headquarters lead you to the flybridge.

## 2 **L-SHAPED SEATING**

L-Shaped seating provides the space you need to comfortably host your guests.



2



### 3 **ULTRALOUNGE**

Lay back or sit up and enjoy the incredible view from the Flybrige.

### 4 **HELM**

All of the same controls you would find at the lower helm are available at your finger tips on the flybridge as well.



3



4

# UPPER SALON



5

## 5 **AFT COCKPIT SEATING**

The aft cockpit seating is the perfect spot to enjoy the breeze during a meal.

## 6 **GALLEY**

The galley is complete with a retractable 40" TV, refrigerator, freezer, microwave, sink and handcrafted cabinets.



6



## 7 GLASS COCKPIT DASH SYSTEM

Take control at the helm with the help of a single or dual Garmin displays.

## 8 SPRAWLING UPPER SALON WITH SLIDING GLASS ENCLOSURE

The glass enclosure doors slide completely open, and with the flick of a switch, the window rolls down to allow the aft patio to flow into the upper salon.







9

**9 HELM**

The helm featuring a vinyl wrapped dash delivers the highest level of comfort and the latest in technology, including wireless charging. All controls are placed intuitively, creating a comfortable environment for any captain.



10

**10 WRAPAROUND SWIM PLATFORM**

Enjoy ample space on all sides of the outboards thanks to the low-to-the-water wraparound swim platform.



11

**11 SEAMLESS SINGLE-LEVEL COCKPIT SOLE**

Keep all of your guests together on the same level so nothing gets in the way of your fun-filled time on the water.



12 **STORAGE**

The 38 FXO includes storage compartments at the transom, under nearly every seat, beneath the steps, under the beds, in cabinets, and more.



13 **COMFORT & PERFORMANCE**


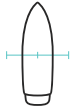






Enjoy adrenaline charged performance while relaxing in a quiet and air conditioned salon.



14 **HULLSIDE WINDOWS**

The hullside windows ensure that the water and sunshine are always within view.



|   |   |   |   |   |   |   |   |
|---|---|---|---|---|---|---|---|
|  |  |  |  |  |  |  |  |
| LENGTH  | BEAM  | DRY WEIGHT  | DEADRISE  | FUEL CAPACITY   | MAX CAPACITY  | FRESH WATER   | WASTE TANK  |
| 39'3"   | 11'11"  | 21,600lbs.  | 18°   | 360gal.   | Yacht Cert.   | 55gal.  | 29gal.  |
| 14.6 M  | 3.6 M   | 9,798 KG  |   | 1,363 L   |   | 208 L   | 109.77 L  |



## 15 **SEPARATE FULL SIZE HEAD & SHOWER**

The spacious split head and shower provide the ability for two people get ready at the same time, a rare feature on a boat this size.

## 16 **LARGEST IN-CLASS HEAD**

The 38 FXO's head features hand-crafted cabinetry, a walk-in shower and solid surface countertops.

## 17 **BEST-IN-CLASS FORWARD STATEROOM:**

Featuring a California Queen bed, easy access on both sides, and an unrivaled amount of storage beneath, the forward stateroom as well as in the hanging locker not only raises the bar but is in a class of its own.





18

**CONVERTIBLE KING BED**

With a king bed in the aft stateroom that can be converted into a two twin beds, all of your guests will love their accommodations.



19

**AFT STATEROOM SETTEE AND STORAGE**

With the extra seating and storage in the aft cabin, theres room for everyone and everything on board.

**POWER**  
OF CHOICE

**EXPLORE THE  
38 FLY**

**FIND YOURS**

**BUILD YOURS**




# THE 38 FLY





### **360 DEGREES OF VIEWS**

Look around without obstructions and feel the wind in your face, all while having full system controls at an elevated point of view. The Regal 38 Fly features versatility at a higher level and luxury with added comfort below.



**WATCH THE 38 FLY VIDEO**

FLY  
BRIDGE

1

**1 TEAK STEPS**

Teak steps that are beautifully handcrafted at our world headquarters lead you to the flybridge.

**2 L-SHAPED SEATING**

L-Shaped seating provides the space you need to comfortably host your guests.

2





### 3 **SWIMPLATFORM**

Sit down and dip your feet in the water on this spacious low to the water swimplatform.

### 4 **HELM**

The beautifully crafted upper helm is ergonomic and luxurious.







# UPPER SALON

## 5 **AFT COCKPIT SEATING**

The aft cockpit seating is the perfect spot to enjoy the breeze during a meal.

## 6 **GALLEY**

The galley is complete with a retractable 40" TV, refrigerator, freezer, microwave, sink and handcrafted cabinets.






## 7 **DISPLAY**

Take control at the helm with the help of a single or dual Volvo displays.

## 8 **SEAKEEPER 3 STABILIZATION SYSTEM**

Thanks to Seakeeper's active control and its ability to optimize gyro torque, eliminate up to 95% of boat roll in all sea conditions and enjoy a smoother ride.








## 9 **UNDERWATER LIGHTS**

Light up the night sky with LED underwater lights.

## 10 **INFUSED HULL DESIGN**

Thanks to the advancements in boat building technology we are able to craft our boats lighter, stronger and with a perfect glass to resin ratio, every single time. This means better fuel economy, higher performance, and a greater peace of mind.



10

## 11 **SEAMLESS SINGLE-LEVEL COCKPIT SOLE**

Keep all of your guests together on the same level so nothing gets in the way of your fun-filled time on the water.



11



12 **STORAGE**

The 38 FLY includes storage compartments at the transom, under nearly every seat, beneath the steps, under the beds, in cabinets, and more.



13 **STAINLESS STEEL BOW RAIL**

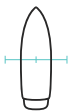
The one-piece bow rail surrounds the boat giving you ease when walking to and from the foredeck.



LENGTH

38' 1"

14.6 M



BEAM

11'11"

3.6 M



DRY WEIGHT

21,200lbs

9,798 KG



DEADRISE

18°



FUEL CAPACITY

260gal.

1,363 L



MAX CAPACITY

Yacht Cert.



FRESH WATER

55gal.

208 L



WASTE TANK

29gal.

109.77 L



## 15 **SEPARATE FULL SIZE HEAD & SHOWER**

The spacious split head and shower provide the ability for two people get ready at the same time, a rare feature on a boat this size.

## 16 **LARGEST IN-CLASS HEAD**

The 38 FLY's head features hand-crafted cabinetry, a walk-in shower and solid surface countertops.

## 17 **BEST-IN-CLASS FORWARD STATEROOM:**

Featuring a California Queen bed, easy access on both sides, and an unrivaled amount of storage beneath, the forward stateroom as well as in the hanging locker not only raises the bar but is in a class of its own.





18 **CONVERTIBLE KING BED**

With a king bed in the aft stateroom that can be converted into a two twin beds, all of your guests will love their accommodations.



19 **AFT STATEROOM SETTEE AND STORAGE**

With the extra seating and storage in the aft cabin, theres room for everyone and everything on board.

**POWER** / **EXPLORE THE**  
**OF CHOICE** **38 FX0**

**FIND YOURS**

**BUILD YOURS**



THE

# 42 FLY







## **A NEW PERSPECTIVE**

Boasting a spacious flybridge, open air atrium, and the most innovative luxury in nearly 50 years of boating excellence, the 42 Fly is truly in a class of its own.

Whether you are looking for a fun day on the water or the ultimate memory making machine for a trip to uncharted territory, the 42 Fly has you covered.



**WATCH THE 42 FLY VIDEO**



# FLY BRIDGE

1



## 1 TEAK STEPS

Teak steps that are beautifully handcrafted at our world headquarters lead you to the flybridge.

## 2 L-SHAPED SEATING

L-Shaped seating provides the space you need to comfortably host your guests.



2



### 3 **ULTRALOUNGE**

Lay back or sit up and enjoy the incredible view from the Flybrige.

### 4 **HELM**

The beautifully crafted upper helm is ergonomic and luxurious.





# UPPER SALON

## 5 **AFT COCKPIT SEATING**

The aft cockpit seating is the perfect spot to enjoy the breeze during a meal.

## 6 **GALLEY**

The galley is complete with a retractable 40" TV, refrigerator, freezer, microwave, sink and handcrafted cabinets.



6

5



## 7 **HELM**

The 42 Fly's lower helm can be upgraded to dual Volvo Glass Cockpit displays for an advanced, reliable, and user-friendly experience.

## 8 **SPRAWLING UPPER SALON WITH SLIDING GLASS ENCLOSURE**

The glass enclosure doors slide completely open to allow the aft patio to flow into the upper salon.







9a **FOREDECK SUNPAD**

Lay back and enjoy the sunshine or sit up and watch the water on the multi-position foredeck sunpad. The optional cabana is perfect if you love the view but want some shade.

9b **ONE-PIECE BOW RAIL**

The bowrail on the 42 Fly is made and installed as one piece to ensure optimal strength and durability.

10 **INFUSED HULL DESIGN**

Thanks to the advancements in boat building technology we are able to craft our boats lighter, stronger and with a perfect glass to resin ratio, every single time. This means better fuel economy, higher performance, and a greater peace of mind.





11 **STORAGE**

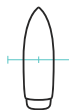
With storage under the aft seating, in the galley, and transom, theres enough room to bring everything you need.



11



LENGTH  
**41' 11"**  
12.8 M



BEAM  
**13'**  
3.96 M



DRY WEIGHT  
**27,400lbs.**  
11,839 KG



DEADRISE  
**18°**



FUEL CAPACITY  
**258gal.**  
977 L



MAX CAPACITY  
**Yacht Cert.**  
CE 18



FRESH WATER  
**73gal.**  
235 L



WASTE TANK  
**34gal.**  
151 L



12



13

**12 CHOICE OF SECOND HEAD OR LOWER GALLEY**

Customize your 42 Fly to maximize your boating potential. Choose between two heads or lower galley.

**13a LUXURY HEAD**

Featuring solid surface countertops and modern appliances the well designed head on the 42 Fly is comfortable and elegant.

**13b WALK-IN SHOWER**

Enjoy a spacious walk-in shower with an elegant design featuring teak flooring.

CABIN WITH GALLEY

CABIN WITH HEAD





14 **FORWARD STATEROOM**


The accent lighting perfectly compliments the ample space on both sides of the queen bed, making the forward stateroom feel immense, even with the privacy doors closed.

15 **CONVERTIBLE AFT STATEROOM**

The aft cabin area features two twin beds that can easily be converted into a large and comfortable king size bed.

16 **AFT STATEROOM SETTEE**

Not only does the aft cabin feature a convertible king bed, but it also boasts room for a comfortable settee and a fold-away TV.



**EXPLORE THE  
42 FX0**

**FIND YOURS**

**BUILD YOURS**

THE

42

GRANDE  
COUPE






## LIMITLESS ENTERTAINMENT

Not subtle in its power or beauty, the Regal 42 Grande Coupe was designed to escalate what it means to indulge in ultimate entertainment and relaxation. Crafted with Regal's standard of luxury while including an expansive array of innovative amenities, the 42 Grande Coupe sets a strong tone for boating excellence.



**WATCH THE 42 GRANDE COUPE  
WALK-THRU VIDEO**



**WATCH THE 42 GRANDE COUPE VIDEO**





# UPPER SALON

## 1 **HELM**

Vinyl wrapping and hand-stitching provide the feeling of true luxury craftsmanship.

## 2 **RETRACTABLE HARDTOP**

Slide the full-beam electric hardtop back to let in the ocean air.





R  
N

3 **GALLEY**

The galley is complete with a retractable 40" TV, refrigerator, freezer, microwave, sink, two burner stove and handcrafted cabinets.

4 **PANORAMIC WINDOWS**

Boundless panoramic windows provide beautiful views from anywhere in the salon.

UPPER SALON



5

## 5 INFUSED HULL DESIGN

Thanks to the advancements in boat building technology we are able to craft our boats lighter, stronger and with a perfect glass to resin ratio, every single time. This means better fuel economy, higher performance, and a greater peace of mind.

## 6 SPRAWLING UPPER SALON WITH SLIDING GLASS ENCLOSURE

The glass enclosure doors slide completely open to allow the aft patio to flow into the upper salon.

6

## 7 FOREDECK SUNPAD

Lay back and enjoy the sunshine or sit up and watch the water on the multiposition foredeck sunpad. The optional cabana is perfect if you love the view but want some shade.

7



8 **STORAGE**

With storage under the aft seating, in the galley, and transom, theres enough room to bring everything you need.

9 **AFT COCKPIT SEATING**

The aft cockpit seating is the perfect spot to enjor the breeze during a meal.



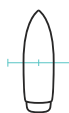
8



9



LENGTH  
**41' 11"**  
12.8 M



BEAM  
**13'**  
3.96 M



DRY WEIGHT  
**24,700lbs.**  
11,204 KG



DEADRISE  
**18°**



FUEL CAPACITY  
**258gal.**  
977 L



MAX CAPACITY  
**Yacht Cert.**  
CE 14



FRESH WATER  
**73gal.**  
235 L



WASTE TANK  
**34gal.**  
151 L

## CABIN



10



11

### 10 CHOICE OF SECOND HEAD OR LOWER GALLEY

Customize your 42 Grande Coupe to maximize your boating potential. Choose between two heads or lower galley.

#### 11a LUXURY HEAD

Featuring solid surface countertops and modern appliances the well designed head is comfortable and elegant.

#### 11b WALK-IN SHOWER

Enjoy a spacious walk-in shower with an elegant design featuring teak flooring.

CABIN WITH GALLEY

CABIN WITH HEAD





12 **AFT STATEROOM  
SETTEE**

Not only does the aft cabin feature a convertible king bed, but it also boasts room for a comfortable settee and a fold-away TV.



13 **FORWARD STATEROOM**

The accent lighting perfectly compliments the ample space on both sides of the queen berth, making the forward stateroom feel immense, even with the sliding privacy doors closed.



14 **CONVERTIBLE AFT  
STATEROOM**

The aft cabin area features two twin beds that can easily be converted into a large and comfortable king size bed.



**EXPLORE THE  
42 XO**

**BUILD YOURS**

**FIND YOURS**


THE  
42 XO





## **BRILLIANCE DEFINED**

Open up new horizons with the 42 XO. Its beautifully crafted cabin features a spacious layout with options of a second head or lower refreshment center. The standard on-suite head boasts of premium materials and a rarity, a separate walk-in shower. Upstairs, the full-beam retractable hardtop, opening side windows, and sliding glass doors combine the upper salon and aft patio to ultimately embrace outdoor living and entertaining.



**WATCH THE 42 XO VIDEO**



5

# UPPER SALON

## 5 **SPRAWLING UPPER SALON LAYOUT**

This innovative sprawling layout seamlessly blends the upper salon and aft patio into one immense open space.

## 6 **GALLEY**

The galley is complete with a retractable 40" TV, refrigerator, freezer, microwave, sink, two-burner stove, and handcrafted cabinets.

6





## 7 **HELM**

The 42 XO helm features a standard Garmin 22" display that is fully customizable so you can decide what information is most important for you.

## 8 **AFT COCKPIT SEATING**

The aft cockpit seating is the perfect spot to enjoy the breeze during a meal.

UPPER SALON



7



8





9

9 **TRIPLE 425  
YAMAHA OUTBOARDS**

These powerful triple 425 Yamaha outboard engines lift up for easy access so you can walk right up to the beach.

10 **FOREDECK SUNPAD**

Lay back and enjoy the sunshine or sit up and watch the sunset on the multi-position foredeck sun pad. The optional cabana is perfect if you love the view but want some shade.



10

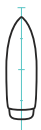


11a **LAZARETTE STORAGE WITH ORGANIZATION SYSTEM**  
At 42" in height and a full-beam width, you have more space than ever to bring all your boating essentials.

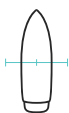
11b **DIESEL GENERATOR**  
Keep the lights and air conditioner running while anchored at the local beach.



11



LENGTH  
**42' 2"**  
13.4 M



BEAM  
**13'**  
3.96 M



DRY WEIGHT  
**28,150lbs.**  
12,000 KG



DEADRISE  
**18°**



FUEL CAPACITY  
**500gal.**  
1892 L



MAX CAPACITY  
**Yacht Cert.**



FRESH WATER  
**73gal.**  
276.33 L



WASTE TANK  
**29gal.**  
109.77 L



12a **WIDE GUNNELL WALKWAY ACCESS**

Wide gunnell access and stainless handrails makes walking to the bow easy and comfortable.

12b **SLIDING WINDOW**

Windows on both port and starboard sides slide open for fresh air and clear views when docking.



13 **WRAPAROUND SWIM PLATFORM**

The low-to-the-water swim platform wraps around the outboards to maximize your swim platform space.

14 **ACCENT AND UNDERWATER LIGHTING**

The accent lights on the boat and under water provide a stunning result for any night out.





15 **BEACHABILITY**

Take your family only steps away to the beach thanks to the outboard engines.



15

16 **STANDARD SEAKEEPER**

Trips off shore have never been more comfortable thanks to the standard Seakeeper stabilizer.



16



42 XO

17



18

### 17 **CHOICE OF SECOND HEAD OR REFRESHMENT CENTER**

Customize your 42 XO to maximize your boating potential. Choose between two heads or refreshment center

#### 18a **LUXURY HEAD**

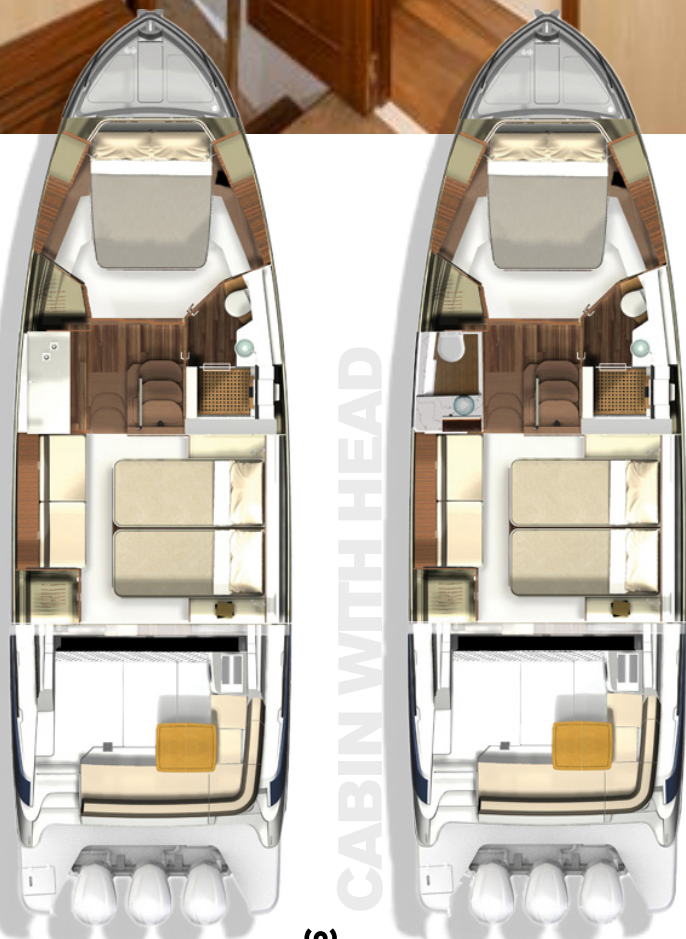
Featuring solid surface countertops and modern finishes, the well designed head is comfortable and elegant.

#### 18b **WALK-IN SHOWER**

Enjoy a spacious walk-in shower with an elegant design featuring teak flooring.

CABIN WITH GALLEY

CABIN WITH HEAD






19 **AFT STATEROOM  
SETTEE**

Not only does the aft cabin feature a convertible king bed, but it also boasts room for a comfortable settee and a fold-away TV.



20 **FORWARD STATEROOM**

The accent lighting perfectly compliments the ample space on both sides of the queen berth, making the forward stateroom feel immense, even with the sliding privacy doors closed.



21 **CONVERTIBLE AFT  
STATEROOM**

The aft cabin area features two twin beds that can easily be converted into a large and comfortable king size bed.



**EXPLORE THE  
42 Grande Coupe**

**FIND YOURS**

**BUILD YOURS**


THE  
42 FX0





**THE BAR HAS BEEN RAISED**

The Regal 42 FXO is a truly one of a kind outboard powered sport yacht. Incredible performance, outboard versatility, and premium luxury come together for endless entertainment and relaxation at incredible destinations. Thanks to the addition of outboard power the 42 FXO becomes the ultimate sandbar hopper.



**WATCH THE 42 FXO VIDEO**



**WATCH THE 42 FXO  
BOATING MAGAZINE REVIEW**



# FLYBRIDGE

1



**1a L-SHAPED SEATING**

L-Shaped seating provides the space you need to comfortably host your guests.

**1b HANDRAILS**

The Flybridge features high stainless steel handrails for added comfort.

**2 TEAK STEPS**

Beautifully crafted teak steps lead you up to the bridge.



2



### 3 **ULTRALOUNGE**

Lay back or sit up and enjoy the incredible view from the Flybrige.

### 4 **HELM**

The beautifully crafted upper helm is houses everything you need from the glass cockpit displays to the joystick.







# UPPER SALON

## 5 **AFT COCKPIT SEATING**

The aft cockpit seating is the perfect spot to enjoy the breeze during a meal.

## 6 **GALLEY**

The galley is complete with a retractable 40" TV, refrigerator, freezer, microwave, sink, two burner stove, and handcrafted cabinets.





## 7 HELM

The 42 FXO lower helm features a standard Garmin 22" display for advanced, reliable, and user-friendly experience.

## 8 SPRAWLING UPPER SALON WITH SLIDING GLASS ENCLOSURE

The glass enclosure doors slide completely open to allow the aft patio to flow into the upper salon.

UPPER SALON



7



8



9

**9 TRIPLE 425  
YAMAHA OUTBOARDS**

The triple 425 Yamaha engines punch out 1,275 raw horsepower for an adrenaline packed top speed of nearly 50 mph.

**10 FOREDECK SUNPAD**

Lay back and enjoy the sunshine or sit up and watch the water on the multi-position foredeck sunpad. The optional cabana is perfect if you love the view but want some shade.

10





11a **LAZARETTE STORAGE WITH ORGANIZATION SYSTEM**  
At 42” in height and a full-beam width, the limits are almost endless to what you can bring with you.

11b **DIESEL GENERATOR**  
Keep the lights and air condition running while anchored at the local beach.



11



  
LENGTH  
**42' 2"**  
13.4 M


  
BEAM  
**13'**  
3.96 M

  
DRY WEIGHT  
**29,600lbs.**  
12,202 KG

  
DEADRISE  
**18°**

  
FUEL CAPACITY  
**500gal.**  
1,582 L

  
MAX CAPACITY  
**Yacht Cert.**

  
FRESH WATER  
**73gal.**  
235 L

  
WASTE TANK  
**29gal.**  
151 L

12



### 12a **WIDE GUNNELL WALKWAY ACCESS**

Wide gunnell access and stainless handrails makes walking to the bow easy and comfortable.

### 12b **SLIDING WINDOW**

Windows on both port and starboard sides slide open for fresh air and clear views when docking.

### 13 **WRAPAROUND SWIM PLATFORM**

The low-to-the-water swim platform wraps around the outboards to maximize your swim platform space.

13



### 14 **HULLSIDE WINDOWS**

Large hullside windows draw natural light into the cabin.

14






15 **BEACHABILITY**

Take your family only steps away to the beach thanks to the outboard engines. The 42 FXO is the only model in its class to be able to do this.

16 **STANDARD SEAKEEPER**

Trips off shore have never been more comfortable thanks to the standard Seakeeper stabilizer.








42 FXO

17



18



### 17 **CHOICE OF SECOND HEAD OR LOWER GALLEY**

Customize your 42 FXO to maximize your boating potential. Choose between two heads or lower galley.

### 18a **LUXURY HEAD**

Featuring solid surface countertops and modern finishes, the well designed head is comfortable and elegant.

### 18b **WALK-IN SHOWER**

Enjoy a spacious walk-in shower with an elegant design featuring teak flooring.



19 **AFT STATEROOM  
SETTEE**

Not only does the aft cabin feature a convertible king bed, but it also boasts room for a comfortable settee and a fold-away TV.



20 **FORWARD STATEROOM**

The accent lighting perfectly compliments the ample space on both sides of the queen berth, making the forward stateroom feel immense, even with the sliding privacy doors closed.




21 **CONVERTIBLE AFT  
STATEROOM**

The aft cabin area features two twin beds that can easily be converted into a large and comfortable king size bed.



GELCOAT COLOR:



ESX GRAPHICS:



ESX PACKAGE AVAILABLE ON:

- 2000 ES
- 21 OBX

**BUILD YOURS**

SURF GRAPHICS AVAILABLE ON:

- LS2 SURF
- LS4 SURF
- LS6 SURF

**BUILD YOURS**

SURF GRAPHICS:





# DESIGN YOURS

## COCKPIT UPHOLSTERY:

RIVER ROCK



TITANIUM



TITANIUM WITH ACCENTS



## FLOORING:

TOASTED OAK



## SETTEE UPHOLSTERY:

SNOW CAP



## CABINETRY:

COASTAL



## ACCENTS:

TEAK



## COUNTER TOPS:

STRATO WIND



MOSAIC



# 5 FIVE YEAR LIMITED WARRANTY

We don't just build the best boats on the water; we stand behind them as well. With every Regal we build, we also include one of the best warranties on the water. Regal is proud to offer a five-year limited warranty protection plan covering the engine and boat accessories. Get the boat of your dreams and enjoy peace of mind with superior boat protection and first class dealership service on hundreds of covered vessel components. Regal has truly raised the bar on warranty protection. See your dealer for more details.

2300 Jetport Drive / Orlando, FL 32809 / 1-800-US-REGAL

[regalboats.com](http://regalboats.com)

